

CORRECTED COPY



KHSAA District Basketball Tournament Financial Report
 (return one copy to KHSAA by published deadlines. File separate reports if Girls and Boys
 Tournaments are held separately)

KHSAA Form BK105
 Rev 01/06

District # 1 Boys Girls Combined Held at Fulton High School Dates 2/27/06 - 3/3/06

Part A	REVENUE ITEMS	Price(s)	Receipts	Totals
	Ticket Sales		\$ 7710.62	
	Broadcasting		-	
	Sponsorship		-	
	TOTAL REVENUE (1)			7710.62
Part B	EXPENSE ITEMS		Expenses	
	Game Officials		1170.00	
	Trophies		594.97	
	Travel for Participating Teams		-	
	Other Itemized Expenses approved by majority vote of schools in tournament (provide separate listing or list on back of this form)		2069.88	
			2369.88	
	TOTAL EXPENSES (2)			4134.85
Part C	Net Profit (Part A (1) minus Part B (2) total)			3575.77
Part D	Allowance to Host School - Maximum 15% for rental and incidental expenses unless otherwise approved by majority vote		-	
Part E	Profit Subject to Division by Schools (Part C minus Part D)			3575.77

3834!
3875.77

LIST BELOW INDIVIDUAL AMOUNTS FOR DISTRICT TOURNAMENT NET PROFITS FROM PART E ABOVE, NOT INCLUDING TRAVEL EXPENSES

School	Amount		School	Amount
Fulton Independent	893.95	+	Fulton Independent	\$ 75.00
Fulton County	893.94	+	Fulton County	75.00
Hickman County	893.94	+	Hickman County	75.00
Carlisle County	893.94	+	Carlisle County	75.00

71339
71340
1341

PAID ATTENDANCE BY SESSIONS (Tickets Sold NOT money received)

BOYS		GIRLS		COMBINED	
Session	Paid	Session	Paid	Session	Paid
1				1	1582.27
2				2	2033.35
3				3	2287.00
4				4	1808.00
5					
6					
7					
Total		Total		Total	7710.62

**** NOTE ** IF ANY OTHER PLAN FOR THE DIVISION OF TOURNAMENT RECEIPTS IS USED, A MAJORITY VOTE OF THE PARTICIPATING SCHOOLS MUST BE OBTAINED, DOCUMENTED, AND SENT TO THE KHSAA.**

Harry Sandling A.D. Fulton High (770) 472 1741
 MANAGER SCHOOL DAYTIME PHONE

signing Secretary fee was incorrectly paid out of District Tournament profits. (see back) his fee covered whole season + tournament and should have come out of Girls and Boys basketball accounts. The \$300.00 has been transferred from these accounts into district Tournament account and evenly divided amongst the four participating teams (see highlighted above). Checks have been mailed to schools along with copies of this form per Mr. Sandling, A.D.

B. Other Itemized Expenses

Assigning Secretary	300.00
Coaches Mtg. Meal	422.92
Travel Reimb. to Mtg.	76.00
District Cheerleaders Competition Judges	150.00
Hospitality Room	358.08
Equipment	75.00

Game Workers - \rightarrow 987.88

{ Gate - 187.88
{ Tourn. Manager - 250.00
{ Asst. Tourn. Man. - 150.00
{ Traffic/Parking Attend. 100.00
{ Bookkeeper - 100.00
{ Clock keeper - 100.00
{ Announcer - 50.00
{ Anthem Singer - 50.00

\$2369.88 Total



KHSAA District Basketball Tournament Financial Report
 (return one copy to KHSAA by published deadlines. File separate reports if Girls and Boys
 Tournaments are held separately)

KHSAA Form BK105
Rev 01/06

District # 1 Boys Girls Combined Held at Fulton High School Dates 2/27/06 - 3/3/06

Part A	REVENUE ITEMS	Price(s)	Receipts	Totals
	Ticket Sales		\$ 7710.62	
	Broadcasting		—	
	Sponsorship		—	
	TOTAL REVENUE (1)			7710.62
Part B	EXPENSE ITEMS		Expenses	
	Game Officials		1170.00	
	Trophies		594.97	
	Travel for Participating Teams		—	
	Other Itemized Expenses approved by majority vote of schools in tournament (provide separate listing or list on back of this form)		2369.88	
	TOTAL EXPENSES (2)			4134.85
Part C	Net Profit (Part A (1) minus Part B (2) total)			3575.77
Part D	Allowance to Host School - Maximum 15% for rental and incidental expenses unless otherwise approved by majority vote			—
Part E	Profit Subject to Division by Schools (Part C minus Part D)			3575.77

LIST BELOW INDIVIDUAL AMOUNTS FOR DISTRICT TOURNAMENT NET PROFITS FROM PART E ABOVE, NOT INCLUDING TRAVEL EXPENSES

School	Amount	School	Amount
Fulton Independent	893.95		
Fulton County	893.94		
Hickman County	893.94		
Carlisle County	893.94		

PAID ATTENDANCE BY SESSIONS (Tickets Sold NOT money received)

BOYS		GIRLS		COMBINED	
Session	Paid	Session	Paid	Session	Paid
1				1	1582.27
2				2	2033.35
3				3	2287.00
4				4	1808.00
5					
6					
7					
Total		Total		Total	7710.62

**** NOTE ** IF ANY OTHER PLAN FOR THE DIVISION OF TOURNAMENT RECEIPTS IS USED, A MAJORITY VOTE OF THE PARTICIPATING SCHOOLS MUST BE OBTAINED, DOCUMENTED, AND SENT TO THE KHSAA.**

Gary Sandberg A.D. Fulton High (270) 472-1741
 MANAGER SCHOOL DAYTIME PHONE

B. Other Itemized Expenses

Assigning Secretary	300.00
Coaches Mtg. Meal	422.92
Travel Reimb. to Mtg.	76.00
District Cheerleaders Competition Judges	150.00
Hospitality Room	358.08
Equipment	75.00
Game Workers	987.88

{	Gate - 187.88	\$2369.88	Total
	Tourn. Manager - 250.00	2069.88	
	Asst. Tourn. Man. - 150.00		
	Traffic/Parking Attend. 100.00		
	Bookkeeper - 100.00		
	Clock keeper - 100.00		
	Announcer - 50.00		
	Anthem Singer - 50.00		



KHSAA District Basketball Tournament Financial Report

(return one copy to KHSAA by published deadlines. File separate reports if Girls and Boys Tournaments are held separately)

KHSAA Form BK105
Rev 01/06

District # 2 Boys _____ Girls _____ Combined Held at LONE OAK HIGH Dates 2-27-33.06

Part A	REVENUE ITEMS	Price(s)	Receipts	Totals
	Ticket Sales		20,554.66	
	Broadcasting			
	Sponsorship			
	TOTAL REVENUE (1)			20,554.66
Part B	EXPENSE ITEMS		Expenses	
	Game Officials		1362.72	
	Trophies		890.82	
	Travel for Participating Teams			
	Other Itemized Expenses approved by majority vote of schools in tournament (provide separate listing or list on back of this form)		4530.59	
	TOTAL EXPENSES (2)			6784.13
Part C	Net Profit (Part A (1) minus Part B (2) total)			13,770.53
Part D	Allowance to Host School - Maximum 15% for rental and incidental expenses unless otherwise approved by majority vote			2065.57
Part E	Profit Subject to Division by Schools (Part C minus Part D)			11,704.96

LIST BELOW INDIVIDUAL AMOUNTS FOR DISTRICT TOURNAMENT NET PROFITS FROM PART E ABOVE, NOT INCLUDING TRAVEL EXPENSES

School	Amount	School	Amount
LONE OAK	2340.99	PCA	2340.99
Reidland	2340.99		
Heath	2340.99		
Tilghman	2340.99		

PAID ATTENDANCE BY SESSIONS (Tickets Sold NOT money received)

BOYS		GIRLS		COMBINED	
Session	Paid	Session	Paid	Session	Paid
1				1	1625.00
2				2	3423.66
3				3	1348.00
4	5840.00				
5		5	2318.00		
6					
7					
Total	5840.00	Total	2318.00	Total	12,396.66

**** NOTE ** IF ANY OTHER PLAN FOR THE DIVISION OF TOURNAMENT RECEIPTS IS USED, A MAJORITY VOTE OF THE PARTICIPATING SCHOOLS MUST BE OBTAINED, DOCUMENTED, AND SENT TO THE KHSAA.**

David M. Pope
MANAGER

LONE OAK HIGH
SCHOOL

(270) 538-4150
DAYTIME PHONE



KHSAA District Basketball Tournament Financial Report
 (return one copy to KHSAA by published deadlines. File separate reports if Girls and Boys
 Tournaments are held separately)

KHSAA Form BK105
Rev 01/06

District # 3rd Boys ___ Girls ___ Combined X Held at MAYFIELD HIGH SCHOOL Dates 2/27-3/2

Part	Item	Price(s)	Receipts	Totals
Part A	REVENUE ITEMS		\$11,244.00	
	Ticket Sales			
	Broadcasting			
	Sponsorship			
	TOTAL REVENUE (1)			\$11,244.00
Part B	EXPENSE ITEMS		Expenses	
	Game Officials		\$1,029.00	
	Trophies		\$ 264.17	
	Travel for Participating Teams			
	Other Itemized Expenses approved by majority vote of schools in tournament (provide separate listing or list on back of this form)		\$2,348.77 See Attached	
	TOTAL EXPENSES (2)			\$3,641.94
Part C	Net Profit (Part A (1) minus Part B (2) total)			\$7,602.06
Part D	Allowance to Host School - Maximum 15% for rental and incidental expenses unless otherwise approved by majority vote		\$1,140.30	
Part E	Profit Subject to Division by Schools (Part C minus Part D)			\$6,461.76

LIST BELOW INDIVIDUAL AMOUNTS FOR DISTRICT TOURNAMENT NET PROFITS FROM PART E ABOVE, NOT INCLUDING TRAVEL EXPENSES

School	Amount	School	Amount
Mayfield	\$1,615.44		
Graves County	\$1,615.44		
Ballard Memorial	\$1,615.44		
St. Mary	\$1,615.44		

PAID ATTENDANCE BY SESSIONS (Tickets Sold NOT money received)

BOYS		GIRLS		COMBINED	
Session	Paid	Session	Paid	Session	Paid
1				1	692
2				2	651
3				3	1121
4					
5					
6					
7					
Total		Total		Total	2,464

**** NOTE ** IF ANY OTHER PLAN FOR THE DIVISION OF TOURNAMENT RECEIPTS IS USED, A MAJORITY VOTE OF THE PARTICIPATING SCHOOLS MUST BE OBTAINED, DOCUMENTED, AND SENT TO THE KHSAA.**

Joe Morris
MANAGER

Mayfield High School
SCHOOL

270-247-5582
DAYTIME PHONE

MAYFIELD HIGH SCHOOL

THIRD DISTRICT TOURNAMENT EXPENSES

TICKET TAKERS/SELLERS	\$200.00
ANNOUNCING	\$ 90.00
CLOCK	\$ 90.00
BOOK	\$ 90.00
TOURNAMENT MANAGERS	\$300.00
MEAL AT MAJESTIC	\$255.59
HOSPITALITY ROOMS	\$705.78
CLEAN-UP/SET-UP	\$548.50
TICKET PRINTING	\$ 68.90
TOTAL	\$2348.77



KHSAA District Basketball Tournament Financial Report
 (return one copy to KHSAA by published deadlines. File separate reports if Girls and Boys
 Tournaments are held separately)

KHSAA Form BK105
Rev 01/06

District # 4 Boys Girls Combined XX Held at MURRAY Dates 2/27-3/2

Part A	REVENUE ITEMS	Price(s)	Receipts	Totals
	Ticket Sales	\$ 5	\$ 12879	
	Broadcasting			
	Sponsorship			
	TOTAL REVENUE (1)			\$ 12879
Part B	EXPENSE ITEMS		Expenses	
	Game Officials		\$ 720	
	Trophies		\$ 96	
	Travel for Participating Teams			
	Other Itemized Expenses approved by majority vote of schools in tournament (provide separate listing or list on back of this form)		\$ 1424	
	TOTAL EXPENSES (2)			\$ 2240
Part C	Net Profit (Part A (1) minus Part B (2) total)			\$ 10639
Part D	Allowance to Host School - Maximum 15% for rental and incidental expenses unless otherwise approved by majority vote		\$ 1595	
Part E	Profit Subject to Division by Schools (Part C minus Part D)			\$ 9044

LIST BELOW INDIVIDUAL AMOUNTS FOR DISTRICT TOURNAMENT NET PROFITS FROM PART E ABOVE, NOT INCLUDING TRAVEL EXPENSES

School	Amount	School	Amount
CALLOWAY COUNTY	\$ 3015		
MARSHALL COUNTY	\$ 3015		
MURRAY HIGH	\$ 3014		

PAID ATTENDANCE BY SESSIONS (Tickets Sold NOT money received)

BOYS		GIRLS		COMBINED	
Session	Paid	Session	Paid	Session	Paid
1				1	338
2				2	530
3				3	1672
4					
5					
6					
7					
Total		Total		Total	2540

**** NOTE ** IF ANY OTHER PLAN FOR THE DIVISION OF TOURNAMENT RECEIPTS IS USED, A MAJORITY VOTE OF THE PARTICIPATING SCHOOLS MUST BE OBTAINED, DOCUMENTED, AND SENT TO THE KHSAA.**

DAVE CARR
MANAGER

MURRAY HIGH
SCHOOL

270 753 5202
DAYTIME PHONE



KHSAA District Basketball Tournament Financial Report
 (return one copy to KHSAA by published deadlines. File separate reports if Girls and Boys
 Tournaments are held separately)

KHSAA Form BK105
Rev 01/08

District # 5 Boys Girls Combined Held at Crittenden Dates 2-28/3-2/3-3/34

Part A	REVENUE ITEMS	Price(s)	Receipts	Totals
	Ticket Sales	5.00 each	\$11,751.00	
	Broadcasting			
	Sponsorship			
	TOTAL REVENUE (1)			\$11,751.00
Part B	EXPENSE ITEMS		Expenses	
	Game Officials		\$1110.00	
	Trophies		\$445.71	
	Travel for Participating Teams		N/A	
	Other Itemized Expenses approved by majority vote of schools in tournament (provide separate listing or list on back of this form)		\$1255.84	
	TOTAL EXPENSES (2)			\$2811.57
Part C	Net Profit (Part A (1) minus Part B (2) total)			\$8939.43
Part D	Allowance to Host School - Maximum 15% for rental and incidental expenses unless otherwise approved by majority vote			\$1340.91
Part E	Profit Subject to Division by Schools (Part C minus Part D)			\$7598.52

LIST BELOW INDIVIDUAL AMOUNTS FOR DISTRICT TOURNAMENT NET PROFITS FROM PART E ABOVE, NOT INCLUDING TRAVEL EXPENSES

School	Amount	School	Amount
Livingston	\$1933.18		
Lyon	\$1824.98		
Trigg	\$1840.06		
Crittenden	\$1785.90		

PAID ATTENDANCE BY SESSIONS (Tickets Sold NOT money received)

BOYS		GIRLS		COMBINED	
Session	Paid	Session	Paid	Session	Paid
1-2-8	669	3-2	542		1211
2-3-3	641	3-4	493		1134
3					
4					
5					
6					
7					
Total	1310	Total	1035	Total	2345

**** NOTE ** IF ANY OTHER PLAN FOR THE DIVISION OF TOURNAMENT RECEIPTS IS USED, A MAJORITY VOTE OF THE PARTICIPATING SCHOOLS MUST BE OBTAINED, DOCUMENTED, AND SENT TO THE KHSAA.**

[Signature]
MANAGER

Crittenden Co. HS.
SCHOOL

(270) 965-2243
DAYTIME PHONE



KHSAA District Basketball Tournament Financial Report
 (return one copy to KHSAA by published deadlines. File separate reports if Girls and Boys
 Tournaments are held separately)

KHSAA Form BK105
 Rev 01/06

District # 6th Boys Girls Combined Held at Webster Host: Providence Dates 2/27 to 2/3

Part	Item	Price(s)	Receipts	Expenses	Totals
Part A	REVENUE ITEMS	5.00	13,683		
	Ticket Sales		0		
	Broadcasting		0		
	Sponsorship				\$ 13,683
TOTAL REVENUE (1)					
Part B	EXPENSE ITEMS				
	Game Officials			1620.92	
	Trophies			700.45	
	Travel for Participating Teams			0	
	Other Itemized Expenses approved by majority vote of schools in tournament (provide separate listing or list on back of this form)			\$ 1,087.80	
TOTAL EXPENSES (2)					3409.17
Part C	Net Profit (Part A (1) minus Part B (2) total)				10273.83
Part D	Allowance to Host School - Maximum 15% for rental and incidental expenses unless otherwise approved by majority vote		1,541.07		
Part E	Profit Subject to Division by Schools (Part C minus Part D)				8732.76

LIST BELOW INDIVIDUAL AMOUNTS FOR DISTRICT TOURNAMENT NET PROFITS FROM PART E ABOVE, NOT INCLUDING TRAVEL EXPENSES

School	Amount	School	Amount
Henderson Co.	2,183.19		
Union Co.	2,183.19		
Webster Co.	2,183.19		
Providence	2,183.19		

PAID ATTENDANCE BY SESSIONS (Tickets Sold NOT money received)

BOYS		GIRLS		COMBINED	
Session	Paid	Session	Paid	Session	Paid
1	887		486		
2					
3	936		435		
4					
5					
6					
7					
Total	1,823	Total	921	Total	2,744

**** NOTE ** IF ANY OTHER PLAN FOR THE DIVISION OF TOURNAMENT RECEIPTS IS USED, A MAJORITY VOTE OF THE PARTICIPATING SCHOOLS MUST BE OBTAINED, DOCUMENTED, AND SENT TO THE KHSAA.**

Todd Whitself
 MANAGER

Providence Independent Schools
 SCHOOL

270-667-7065
 DAYTIME PHONE



KHSAA District Basketball Tournament Financial Report
 (return one copy to KHSAA by published deadlines. File separate reports if Girls and Boys
 Tournaments are held separately)

KHSAA Form BK105
Rev 01/06

District # 7 Boys Girls Combined Held at Caldwell County High Dates Feb. 27,28
Mar. 2, 3

Part	Item	Price(s)	Receipts	Totals
Part A	REVENUE ITEMS			
	Ticket Sales	\$5.00	\$8490.00	
	Broadcasting		-0-	
	Sponsorship		\$200.00	
	TOTAL REVENUE (1)			\$8690.00
Part B	EXPENSE ITEMS		Expenses	
	Game Officials		\$1101.00	
	Trophies		\$414.85	
	Travel for Participating Teams		-0-	
	Other Itemized Expenses approved by majority vote of schools in tournament (provide separate listing or list on back of this form)		\$2842.47	
	TOTAL EXPENSES (2)			\$4358.32
Part C	Net Profit (Part A (1) minus Part B (2) total)			\$4331.68
Part D	Allowance to Host School - Maximum 15% for rental and incidental expenses unless otherwise approved by majority vote		-0-	
Part E	Profit Subject to Division by Schools (Part C minus Part D)			\$1082.92

LIST BELOW INDIVIDUAL AMOUNTS FOR DISTRICT TOURNAMENT NET PROFITS FROM PART E ABOVE, NOT INCLUDING TRAVEL EXPENSES

School	Amount	School	Amount
Caldwell County High	\$1082.92		
Dawson Springs	\$1082.92		
Hopkins County Central	\$1082.92		
Madisonville- North Hopkins	\$1082.92		

PAID ATTENDANCE BY SESSIONS (Tickets Sold NOT money received)


BOYS		GIRLS		COMBINED	
Session	Paid	Session	Paid	Session	Paid
1				1	725
2				2	341
3	354				
4		4	278		
5					
6					
7					
Total	354	Total	278	Total	1066

**** NOTE ** IF ANY OTHER PLAN FOR THE DIVISION OF TOURNAMENT RECEIPTS IS USED, A MAJORITY VOTE OF THE PARTICIPATING SCHOOLS MUST BE OBTAINED, DOCUMENTED, AND SENT TO THE KHSAA.**

Pat Gates
MANAGER

Caldwell County High
SCHOOL

(270) 365-8010
DAYTIME PHONE



350 Beckner Lane
 Princeton, KY 42445
 (270) 365-8010
 (270) 365-9742 Fax

Pat Gates, Athletic Director

Kim Farmer, Assist. Athletic Director

2006 7th District Basketball Tournament Financial Report

Receipts:

Session 1: \$3625.00
Session 2: \$1705.00
Session 3: \$1770.00
Session 4: \$1390.00
Kentucky Army National Guard: \$200.00
Total: \$8690.00

Expenses:

All District Plaques: \$320.00
KHSAA Trophies: \$94.85
Hospitality Room: \$400.00
Tournament Manager: \$400.00
Timer: \$90.00
Scorer: \$90.00
Officials: \$1101.00
Tournament Workers: \$370.00
Basketballs: \$62.00
Printing Tickets: \$19.88
Nets: \$9.00
Security: \$400.00
Parking: \$200.00
Custodial: \$500.00
Tickets: \$20.64
Scorebook: \$4.95
Meals @ District Meeting: \$276.00
TOTALS: \$4458.32

<u>School</u>	<u>Total Share</u>
<u>Caldwell County</u>	\$1082.92
<u>Dawson Springs</u>	\$1082.92
<u>Hopkins County Central</u>	\$1082.92
<u>Madisonville-North</u>	\$1082.92



KHSAA District Basketball Tournament Financial Report
 (return one copy to KHSAA by published deadlines. File separate reports if Girls and Boys Tournaments are held separately)

KHSAA Form BK105
 Rev 01/08

District # 8 Boys Girls Combined Held at Hopkinsville Dates 2-27-3-3

Part A	REVENUE ITEMS	Price(s)	Receipts	Totals
	Ticket Sales	6.00	8716	
	Broadcasting		463	
	Sponsorship			
	TOTAL REVENUE (1)			8957.13
Part B	EXPENSE ITEMS		Expenses	
	Game Officials		570.00	
	Trophies		178.21	
	Travel for Participating Teams			
	Other Itemized Expenses approved by majority vote of schools in tournament (provide separate listing or list on back of this form)		1485	
	TOTAL EXPENSES (2)			2233.21
Part C	Net Profit (Part A (1) minus Part B (2) total)			6723.92
Part D	Allowance to Host School - Maximum 15% for rental and incidental expenses unless otherwise approved by majority vote		1344.78	
Part E	Profit Subject to Division by Schools (Part C minus Part D)			5379.14

LIST BELOW INDIVIDUAL AMOUNTS FOR DISTRICT TOURNAMENT NET PROFITS FROM PART E ABOVE, NOT INCLUDING TRAVEL EXPENSES

School	Amount	School	Amount
UHA	1344.78		
CCHS	1344.78		
ECBS	1344.78		
THAS	1344.78		

PAID ATTENDANCE BY SESSIONS (Tickets Sold NOT money received)

BOYS		GIRLS		COMBINED	
Session	Paid	Session	Paid	Session	Paid
1	2412				
2	3204				
3	1890				
4	1410				
5					
6					
7					
Total	8916	Total		Total	

**** NOTE ** IF ANY OTHER PLAN FOR THE DIVISION OF TOURNAMENT RECEIPTS IS USED, A MAJORITY VOTE OF THE PARTICIPATING SCHOOLS MUST BE OBTAINED, DOCUMENTED, AND SENT TO THE KHSAA.**

[Signature]
 MANAGER

Hopkinsville
 SCHOOL

770-887-7118
 DAYTIME PHONE



KHSAA District Basketball Tournament Financial Report
 (return one copy to KHSAA by published deadlines. File separate report if Girls and Boys
 Tournaments are held separately)

KHSAA Form BK106
 Rev 01/08

District # 8 Boys Girls Combined Held at Hopkinsville Dates 2/27-3-3

Part A	REVENUE ITEMS	Price(s)	Receipts	Totals
	Ticket Sales	<u>6⁰⁰</u>	<u>2832</u>	
	Broadcasting			
	Sponsorship		<u>41.13</u>	
	TOTAL REVENUE (1)			<u>2873.13</u>
Part B	EXPENSE ITEMS		Expenses	
	Game Officials		<u>387</u>	
	Trophies		<u>178.04</u>	
	Travel for Participating Teams		<u>0</u>	
	Other Itemized Expenses approved by majority vote of schools in tournament (provide separate listing or list on back of this form)		<u>985⁰⁰</u>	
	TOTAL EXPENSES (2)			<u>1550.04</u>
Part C	Net Profit (Part A (1) minus Part B (2) total)			<u>1323.09</u>
Part D	Allowance to Host School - Maximum 15% for rental and incidental expenses unless otherwise approved by majority vote <u>extra share</u>		<u>264.62</u>	
Part E	Profit Subject to Division by Schools (Part C minus Part D)			<u>1058.47</u>

LIST BELOW INDIVIDUAL AMOUNTS FOR DISTRICT TOURNAMENT NET PROFITS FROM PART E ABOVE, NOT INCLUDING TRAVEL EXPENSES

School	Amount	School	Amount
<u>UHA</u>	<u>264.61</u>		
<u>CCAS</u>	<u>264.61</u>		
<u>FCAS</u>	<u>264.61</u>		
<u>HLNS</u>	<u>264.61</u>		

PAID ATTENDANCE BY SESSIONS (Tickets Sold NOT money received)

BOYS		GIRLS		COMBINED	
Session	Paid	Session	Paid	Session	Paid
1	<u>906</u>				
2	<u>444</u>				
3	<u>882</u>				
4	<u>600</u>				
5					
6					
7					
Total	<u>2832</u>	Total		Total	

**** NOTE ** IF ANY OTHER PLAN FOR THE DIVISION OF TOURNAMENT RECEIPTS IS USED, A MAJORITY VOTE OF THE PARTICIPATING SCHOOLS MUST BE OBTAINED, DOCUMENTED, AND SENT TO THE KHSAA.**

[Signature]
 MANAGER

Hopkinsville
 SCHOOL

270-887-7118
 DAYTIME PHONE



KHSAA District Basketball Tournament Financial Report
 (return one copy to KHSAA by published deadlines. File separate reports if Girls and Boys
 Tournaments are held separately)

KHSAA Form BK105
Rev 01/06

District # 9th Boys Girls Combined X Held at Apollo H.S. Dates Feb. 27 - Mar 3

Part A	REVENUE ITEMS	Price(s)	Receipts	Totals
	Ticket Sales		\$ 19,626.85	
	Broadcasting		- 0 -	
	Sponsorship		- 0 -	
	TOTAL REVENUE (1)			\$ 19,626.85
Part B	EXPENSE ITEMS -(See Attached)		Expenses	
	Game Officials		\$ 1,095.00	
	Trophies		\$ 347.75	
	Travel for Participating Teams		- 0 -	
	Other Itemized Expenses approved by majority vote of schools in tournament (provide separate listing or list on back of this form)		\$ 1,451.01	
	TOTAL EXPENSES (2) -(See Attached)			\$ 2,893.76
Part C	Net Profit (Part A (1) minus Part B (2) total)			\$ 16,733.09
Part D	Allowance to Host School - Maximum 15% for rental and incidental expenses unless otherwise approved by majority vote		\$ 2,509.96	
Part E	Profit Subject to Division by Schools (Part C minus Part D)			\$ 14,223.13

LIST BELOW INDIVIDUAL AMOUNTS FOR DISTRICT TOURNAMENT NET PROFITS FROM PART E ABOVE, NOT INCLUDING TRAVEL EXPENSES

School	Amount
Apollo	\$ 3,555.79
Owensboro Catholic	\$ 3,555.78
Daviess County	\$ 3,555.78
Owensboro	\$ 3,555.78

PAID ATTENDANCE BY SESSIONS (Tickets Sold NOT money received)

BOYS		GIRLS	
Session	Paid	Session	Paid
1			536
2	676		
3	818		
4			389
5	1506		
Total	3,000	Total	925

**** NOTE ** IF ANY OTHER PLAN FOR THE DIVISION OF TOURNAMENT RECEIPTS IS USED, A MAJORITY VOTE OF THE PARTICIPATING SCHOOLS MUST BE OBTAINED, DOCUMENTED, AND SENT TO THE KHSAA.**

Jon Boultinghouse
MANAGER

Apollo High School
SCHOOL

(270) 852-7100
DAYTIME PHONE

2006 9th District Boys & Girls Basketball Tournament Apollo High School Week of Feb. 27 – Mar. 3

Financial Estimated Expenses based upon 6 games

Personnel

• Officials		\$900.00
	\$50 per game - \$150 per game for 3-man crew	\$195.00
	Mileage for week (\$.30 per mile)	\$960.00
• Security	(\$20 per hour/5 games)	\$257.50
• Tournament Manager Fee		\$2,312.50
<i>Personnel Total</i>		

Trophies

• Boys' Runner-up Trophy		\$ 46.04
• Girls' Runner-Up Trophy		\$ 46.21
• All District Cheerleaders (8-Boys & 8-Girls Varsity @ \$7.00)		\$112.00
• All District Trophies (20 @ \$7 per trophy)		\$140.00
• 2 Correction Plates for Trophies		\$ 3.50
<i>Trophy Total</i>		\$347.75

* NOTE – Champion trophies donated by tournament sponsor.

Game Supplies

• 2 Rawlings basketballs (one each for district champion)		\$ 86.01
• 4 Anti-Whip Nets		\$ 10.00
• Tickets (11 Rolls @ \$12.50 per roll)		\$137.50
<i>Field Supplies Total</i>		\$233.51

Total Expenses \$2,893.76

Ticket Cost

- \$5 – ALL TICKETS per session {All general admission}
- PASSES
 - 50 Person Pass List per school
 - Coach's Pass & Official's Pass (cardholder only)
 - Administrator or School Board member Pass (cardholder only)

KHSAA



KHSAA District Basketball Tournament Financial Report
 (return one copy to KHSAA by published deadlines. File separate reports if Girls and Boys
 Tournaments are held separately)

KHSAA Form BK105
 Rev 01/06

District # 10 Boys Girls Combined Held at Muhlenberg South High Dates 2/28; 3/2; 3/4

Part A	REVENUE ITEMS	Price(s)	Receipts	Totals
	Ticket Sales	5.00	9165.00	
	Broadcasting		-	
	Sponsorship		-	
	TOTAL REVENUE (1)			9165.00

Part B	EXPENSE ITEMS	Expenses	Totals
	Game Officials	576.00	
	Trophies	99.84	
	Travel for Participating Teams	-	
	Other Itemized Expenses approved by majority vote of schools in tournament (provide separate listing or list on back of this form)	840.75	
	TOTAL EXPENSES (2)		1,516.96

Part C	Net Profit (Part A (1) minus Part B (2) total)		7,648.04
--------	--	--	-----------------

Part D	Allowance to Host School - Maximum 15% for rental and incidental expenses unless otherwise approved by majority vote	1,147.21	
--------	--	----------	--

Part E	Profit Subject to Division by Schools (Part C minus Part D)		6,500.83
--------	---	--	-----------------

LIST BELOW INDIVIDUAL AMOUNTS FOR DISTRICT TOURNAMENT NET PROFITS FROM PART E ABOVE, NOT INCLUDING TRAVEL EXPENSES

School	Amount	School	Amount
Muhlenberg South	1,625.20		
Muhlenberg North	1,625.20		
McLean Co	1,625.20		
Ohio Co.	1,625.20		

PAID ATTENDANCE BY SESSIONS (Tickets Sold NOT money received)

BOYS		GIRLS		COMBINED	
Session	Paid	Session	Paid	Session	Paid
1		1	392		
2		2	652		
3		3	789		
4					
5					
6					
7					
Total		Total	1833	Total	

**** NOTE ** IF ANY OTHER PLAN FOR THE DIVISION OF TOURNAMENT RECEIPTS IS USED, A MAJORITY VOTE OF THE PARTICIPATING SCHOOLS MUST BE OBTAINED, DOCUMENTED, AND SENT TO THE KHSAA.**

Randy McCarty
 MANAGER

Muhlenberg South High
 SCHOOL

270-338-9409
 DAYTIME PHONE



KHSAA District Basketball Tournament Financial Report
 (return one copy to KHSAA by published deadlines File separate reports if Girls and Boys
 Tournaments are held separately)

KHSAA Form BK105
Rev 01/06

District # 10 Boys Girls Combined Held at OHIO CO HIGH Dates 2/27-3/5/06

Part A	REVENUE ITEMS	Price(s)	Receipts	Totals
	Ticket Sales	5.00	13475.00	
	Broadcasting			
	Sponsorship			
	TOTAL REVENUE (1)			13475.00
Part B	EXPENSE ITEMS		Expenses	
	Game Officials		540.00	
	Trophies		100.01	
	Travel for Participating Teams			
	Other Itemized Expenses approved by majority vote of schools in tournament (provide separate listing or list on back of this form)		491.88	
	TOTAL EXPENSES (2)			1131.89
Part C	Net Profit (Part A (1) minus Part B (2) total)			12343.11
Part D	Allowance to Host School - Maximum 15% for rental and incidental expenses unless otherwise approved by majority vote			1851.47
Part E	Profit Subject to Division by Schools (Part C minus Part D)			10491.64

LIST BELOW INDIVIDUAL AMOUNTS FOR DISTRICT TOURNAMENT NET PROFITS FROM PART E ABOVE, NOT INCLUDING TRAVEL EXPENSES

School	Amount	School	Amount
MUH. NORTH HS	2622.91		
MUH. SOUTH HS	2622.91		
MCLEAN CO HS	2622.91		
OHIO CO HS	2622.91		

PAID ATTENDANCE BY SESSIONS (Tickets Sold NOT money received)

BOYS		GIRLS		COMBINED	
Session	Paid	Session	Paid	Session	Paid
1	5125				
2	1990				
3	6360				
4					
5					
6					
7					
Total	13475	Total		Total	

**** NOTE ** IF ANY OTHER PLAN FOR THE DIVISION OF TOURNAMENT RECEIPTS IS USED, A MAJORITY VOTE OF THE PARTICIPATING SCHOOLS MUST BE OBTAINED, DOCUMENTED, AND SENT TO THE KHSAA.**

James Luthen
MANAGER

Ohio County High School
SCHOOL

270 274 3366
DAYTIME PHONE



KHSAA District Basketball Tournament Financial Report
 (return one copy to KHSAA by published deadlines. File separate reports if Girls and Boys
 Tournaments are held separately)

KHSAA Form BK105
Rev 01/06

District # 11 Boys Girls Combined Held at Breckinridge Co HS Dates 2/28 & 3/3

Part A	REVENUE ITEMS	Price(s)	Receipts	Totals
	Ticket Sales	\$5	\$11020	
	Broadcasting		\$0	
	Sponsorship		\$0	
	TOTAL REVENUE (1)			
Part B	EXPENSE ITEMS		Expenses	
	Game Officials		\$588	
	Trophies		\$247	
	Travel for Participating Teams			
	Other Itemized Expenses approved by majority vote of schools in tournament (provide separate listing or list on back of this form)			
TOTAL EXPENSES (2)			\$835	
Part C	Net Profit (Part A (1) minus Part B (2) total)			\$10,185
Part D	Allowance to Host School - Maximum 15% for rental and incidental expenses unless otherwise approved by majority vote		\$1527.76	
Part E	Profit Subject to Division by Schools (Part C minus Part D)			\$8657.25

LIST BELOW INDIVIDUAL AMOUNTS FOR DISTRICT TOURNAMENT NET PROFITS FROM PART E ABOVE, NOT INCLUDING TRAVEL EXPENSES

School	Amount	School	Amount
Meade Co HS	\$2164.31		
Frederick Fraize	\$2164.31		
Hancock Co HS	\$2164.31		
Breckinridge Co HS	\$2164.31		

PAID ATTENDANCE BY SESSIONS (Tickets Sold NOT money received)

BOYS		GIRLS		COMBINED	
Session	Paid	Session	Paid	Session	Paid
1	861				
2	1343				
3					
4					
5					
6					
7					
Total	2204	Total		Total	

**** NOTE ** IF ANY OTHER PLAN FOR THE DIVISION OF TOURNAMENT RECEIPTS IS USED, A MAJORITY VOTE OF THE PARTICIPATING SCHOOLS MUST BE OBTAINED, DOCUMENTED, AND SENT TO THE KHSAA.**

By E-mail
 MANAGER M. Day

SCHOOL _____

DAYTIME PHONE _____



KHSAA District Basketball Tournament Financial Report
 (return one copy to KHSAA by published deadlines. File separate reports if Girls and Boys
 Tournaments are held separately)

KHSAA Form BK105
Rev 01/06

District # 11 Boys Girls X Combined Held at Breckinridge County HS Dates 2/27 & 3/2

Part A	REVENUE ITEMS	Price(s)	Receipts	Totals
	Ticket Sales	\$5	\$3460	
	Broadcasting			
	Sponsorship			
	TOTAL REVENUE (1)			
Part B	EXPENSE ITEMS		Expenses	
	Game Officials		\$567	
	Trophies		\$247	
	Travel for Participating Teams			
	Other Itemized Expenses approved by majority vote of schools in tournament (provide separate listing or list on back of this form)			
	TOTAL EXPENSES (2)			\$814
Part C	Net Profit (Part A (1) minus Part B (2) total)			\$2646
Part D	Allowance to Host School - Maximum 15% for rental and incidental expenses unless otherwise approved by majority vote		\$396.92	
Part E	Profit Subject to Division by Schools (Part C minus Part D)			\$2249.10

LIST BELOW INDIVIDUAL AMOUNTS FOR DISTRICT TOURNAMENT NET PROFITS FROM PART E ABOVE, NOT INCLUDING TRAVEL EXPENSES

School	Amount	School	Amount
Meade County	\$562.27		
Hancock Co	\$562.27		
Cloverport	\$562.27		
Breckinridge Co	\$562.27		

PAID ATTENDANCE BY SESSIONS (Tickets Sold NOT money received)

BOYS		GIRLS		COMBINED	
Session	Paid	Session	Paid	Session	Paid
1		1	373		
2		2	319		
3					
4					
5					
6					
7					
Total		Total	692	Total	

**** NOTE ** IF ANY OTHER PLAN FOR THE DIVISION OF TOURNAMENT RECEIPTS IS USED, A MAJORITY VOTE OF THE PARTICIPATING SCHOOLS MUST BE OBTAINED, DOCUMENTED, AND SENT TO THE KHSAA.**

Dennis Elder
MANAGER

Breckinridge Co.
SCHOOL

(270) 756-2149
DAYTIME PHONE



KHSAA District Baseball Tournament Financial Report

KHSAA Form BA106
Rev. 2/98

(return one copy to KHSAA by prescribed deadline)

DISTRICT # 12th HELD AT Butler County High School DATES 2/27-3/3/06

Part A	REVENUE ITEMS	Price(s)	Receipts	Totals
	Ticket Sales	5.00	13795.00	
	Broadcasting		0	
	Sponsorship		0	
	TOTAL REVENUE (1)			
Part B	EXPENSE ITEMS		Expenses	Totals
	Game Umpires		1080.00	
	Trophies		726.35	
	Travel for Participating Teams		0	
	Other Itemized Expenses approved by majority vote of schools in tournament (provide separate listing or list on back of this form)		2675.55	
	TOTAL EXPENSES (2)			4481.90
Part C	Net Profit (Part A (1) minus Part B (2) total)			9313.10
Part D	Allowance to Host School		2069.25	
Part E	Profit Subject to Division by Schools (Part C minus Part D)			7243.85

LIST BELOW INDIVIDUAL AMOUNTS FOR DISTRICT TOURNAMENT NET PROFITS FROM PART E ABOVE, NOT INCLUDING TRAVEL EXPENSES

School	Amount	School	Amount
Edmonson County High School	1810.96		
Grayson County High School	1810.96		
Whitesville Trinity High School	1810.96		
Butler County High School	1810.96		

PAID ATTENDANCE BY SESSIONS (Tickets Sold NOT money received)

Session	Paid
1	622
2	732
3	570
4	835
5	
6	
7	
Total	2759

**** NOTE ** IF ANY OTHER PLAN FOR THE DIVISION OF TOURNAMENT RECEIPTS IS USED, A MAJORITY VOTE OF THE PARTICIPATING SCHOOLS MUST BE OBTAINED, DOCUMENTED, AND SENT TO THE KHSAA.**

Mark Allen / *MARK ALLEN*
MANAGER

Butler County High School
SCHOOL

270-526-2204
DAYTIME PHONE



KHSAA District Basketball Tournament Financial Report
 (return one copy to KHSAA by published deadlines; File separate reports if Girls and Boys
 Tournaments are held separately)

KHSAA Form BK105
Rev 01/06

District # 13 Boys Girls Combined Xx Held at Logan County Dates 2/27-3/3

Part A	REVENUE ITEMS	Price(s)	Receipts	Totals
	Ticket Sales (Including Advanced Sales @ 5.00)	5.00	\$11,000.00	
	Broadcasting		0.00	
	Sponsorship		0.00	
	TOTAL REVENUE (1)			\$11,000.00
Part B	EXPENSE ITEMS		Expenses	
	Game Officials		\$1,099.80	
	Trophies (Runner-Up & Individual)		\$ 446.85	
	Travel for Participating Teams		0.00	
	Other Itemized Expenses approved by majority vote of schools in tournament (provide separate listing or list on back of this form)		\$2,675.00	
TOTAL EXPENSES (2)				\$4,221.65
Part C	Net Profit (Part A (1) minus Part B (2) total)			\$6,778.35
Part D	Allowance to Host School - Maximum 15% for rental and incidental expenses unless otherwise approved by majority vote		0.00	
Part E	Profit Subject to Division by Schools (Part C minus Part D)			\$6,778.35

LIST BELOW INDIVIDUAL AMOUNTS FOR DISTRICT TOURNAMENT NET PROFITS FROM PART E ABOVE, NOT INCLUDING TRAVEL EXPENSES

School	Amount	School	Amount
Franklin-Simpson	\$1,694.59		
Todd County	\$1,694.59		
Russellville	\$1,694.59		
Logan County	\$1,694.59		

PAID ATTENDANCE BY SESSIONS (Tickets Sold NOT money received)

BOYS		GIRLS		COMBINED	
Session	Paid	Session	Paid	Session	Paid
1				1	491
2				2	557
3	477				
4			394		
5					
6					
7					
Total	477	Total	394	Total	1048

**** NOTE ** IF ANY OTHER PLAN FOR THE DIVISION OF TOURNAMENT RECEIPTS IS USED, MAJORITY VOTE OF THE PARTICIPATING SCHOOLS MUST BE OBTAINED, DOCUMENTED AND SENT TO THE KHSAA.**

MANAGER

Logan County High School
SCHOOL

270-726-8454
DAYTIME PHONE

**2006
13th District Basketball
Tournament
(Financial Statement)**

INCOME

Gate Receipts		
	Monday, Feb. 27th	\$ 2,456.00
	Tuesday, Feb. 28th	\$ 2,785.00
	Thursday, March 2nd	\$ 2,389.00
	Friday, March 3rd	\$ 1,970.00
Advanced Sales		
	Franklin-Simpson	\$ 1,005.00
	Logan County	\$ 295.00
	Russellville	\$ 100.00
	Todd County	\$ -
	TOTALS	\$ 11,000.00

EXPENSES

		\$ 1,099.80
Game Officials		\$ 446.85
Trophies		\$ -
Travel		
Itemized Expenses		
	Gate Workers	\$ 300.00
	Security	\$ 900.00
	Secretary	\$ 150.00
	Scorer	\$ 100.00
	PA	\$ 100.00
	Clock	\$ 100.00
	Tournament Manager	\$ 500.00
	Parking	\$ 300.00
	Hospitality Room	\$ 150.00
	Misc.	\$ 75.00
	(Scorebook, Nets, Signs, Tickets)	
	TOTAL	\$ 4,221.65

TOTAL INCOME	\$ 11,000.00
TOTAL EXPENSES	\$ 4,221.65

NET PROFIT	\$ 6,778.35
-------------------	-------------

SHARE TO EACH SCHOOL	\$ 1,694.59
-----------------------------	-------------



KHSAA District Basketball Tournament Financial Report
 (return one copy to KHSAA by published deadlines. File separate reports if Girls and Boys
 Tournaments are held separately)

KHSAA Form BK105
Rev 01/06

District # 14 Boys Girls Combined Held at Warren East Dates Feb. 27, 28, Mar 1

Part A	REVENUE ITEMS	Price(s)	Receipts	Totals
	Ticket Sales	5.00	12,709.15	
	Broadcasting			
	Sponsorship			
	TOTAL REVENUE (1)			12,709.15
Part B	EXPENSE ITEMS		Expenses	
	Game Officials		537	
	Trophies		163.06	
	Travel for Participating Teams			
	Other Itemized Expenses approved by majority vote of schools in tournament (provide separate listing or list on back of this form)		1,541.26	
	TOTAL EXPENSES (2)			2,241.32
Part C	Net Profit (Part A (1) minus Part B (2) total)			10,467.83
Part D	Allowance to Host School - Maximum 15% for rental and incidental expenses unless otherwise approved by majority vote			
Part E	Profit Subject to Division by Schools (Part C minus Part D)			10,467.83

LIST BELOW INDIVIDUAL AMOUNTS FOR DISTRICT TOURNAMENT NET PROFITS FROM PART E ABOVE, NOT INCLUDING TRAVEL EXPENSES

School	Amount	School	Amount
Warren Central	2,616.95		
Warren East	2,616.95		
Greenwood	2,616.95		
Bowling Green	2,616.95		

PAID ATTENDANCE BY SESSIONS (Tickets Sold NOT money received)

BOYS		GIRLS		COMBINED	
Session	Paid	Session	Paid	Session	Paid
1	443				
2	839				
3	1305				
4					
5					
6					
7					
Total	2587	Total		Total	

**** NOTE ** IF ANY OTHER PLAN FOR THE DIVISION OF TOURNAMENT RECEIPTS IS USED, MAJORITY VOTE OF THE PARTICIPATING SCHOOLS MUST BE OBTAINED, DOCUMENTED, AND SENT TO THE KHSAA.**

Kami Howard
MANAGER

Warren East
SCHOOL

(270) 781-127
DAYTIME PHONE



KHSAA District Basketball Tournament Financial Report
 (return one copy to KHSAA by published deadlines. File separate reports if Girls and Boys
 Tournaments are held separately)

KHSAA Form BK105
 Rev 01/06

District # 1A Boys Girls Combined Held at Warren East Dates Feb 27, 28, March 2, 3,
 + 4

Part	Item	Price(s)	Receipts	Totals
Part A	REVENUE ITEMS	5.00	6181.00	
	Ticket Sales			
	Broadcasting			
	Sponsorship			
	TOTAL REVENUE (1)			6181.00
Part B	EXPENSE ITEMS		Expenses	
	Game Officials		567.00	
	Trophies		1162.89	
	Travel for Participating Teams			
	Other Itemized Expenses approved by majority vote of schools in tournament (provide separate listing or list on back of this form)		1391.26	
	TOTAL EXPENSES (2)			2121.15
Part C	Net Profit (Part A (1) minus Part B (2) total)			4059.83
Part D	Allowance to Host School - Maximum 15% for rental and incidental expenses unless otherwise approved by majority vote			
Part E	Profit Subject to Division by Schools (Part C minus Part D)			4059.83

LIST BELOW INDIVIDUAL AMOUNTS FOR DISTRICT TOURNAMENT NET PROFITS FROM PART E ABOVE, NOT INCLUDING TRAVEL EXPENSES

School	Amount	School	Amount
Warren Central	1014.96		
Bowling Green	1014.96		
Warren East	1014.96		
Greenwood	1014.96		

PAID ATTENDANCE BY SESSIONS (Tickets Sold NOT money received)

BOYS		GIRLS		COMBINED	
Session	Paid	Session	Paid	Session	Paid
1		1	658		
2		2	580		
3					
4					
5					
6					
7					
Total		Total	1238	Total	

**** NOTE ** IF ANY OTHER PLAN FOR THE DIVISION OF TOURNAMENT RECEIPTS IS USED, A MAJORITY VOTE OF THE PARTICIPATING SCHOOLS MUST BE OBTAINED, DOCUMENTED, AND SENT TO THE KHSAA.**

Kami Howard
 MANAGER

Warren East
 SCHOOL

(270) 781-1277
 DAYTIME PHONE

HHS Copy



KHSAA District Basketball Tournament Financial Report
 (return one copy to KHSAA by published deadlines. File separate reports if Girls and Boys
 Tournaments are held separately)

KHSAA Form BK105
 Rev 01/06

District # 15 Boys Girls Combined x Held at Glasgow Dates 2-27/3-3

Part A	REVENUE ITEMS	Price(s)	Receipts	Totals
	Ticket Sales	5.00	26,230	
	Broadcasting			
	Sponsorship			
	TOTAL REVENUE (1)			26,230
Part B	EXPENSE ITEMS		Expenses	
	Game Officials		1,121.40	
	Trophies		492.53	
	Travel for Participating Teams		330.00	
	Other Itemized Expenses approved by majority vote of schools in tournament (provide separate listing or list on back of this form)		465.75	
	TOTAL EXPENSES (2)			2,409.68
Part C	Net Profit (Part A (1) minus Part B (2) total)			23,820.32
Part D	Allowance to Host School - Maximum 15% for rental and incidental expenses unless otherwise approved by majority vote		3,573.05	
Part E	Profit Subject to Division by Schools (Part C minus Part D)			20,247.27

LIST BELOW INDIVIDUAL AMOUNTS FOR DISTRICT TOURNAMENT NET PROFITS FROM PART E ABOVE, NOT INCLUDING TRAVEL EXPENSES

School	Amount	School	Amount
Allen County Scottsville	5,061.82		
Barren County	5,061.82		
Glasgow High	5,061.82		
Monroe County	5,061.82		

PAID ATTENDANCE BY SESSIONS (Tickets Sold NOT money received)

BOYS		GIRLS		COMBINED	
Session	Paid	Session	Paid	Session	Paid
1	957	1	1160		
2	966	2	1,155		
3	1,008				
4					
5					
6					
7					
Total	2,931	Total	2,315	Total	5,246

**** NOTE ** IF ANY OTHER PLAN FOR THE DIVISION OF TOURNAMENT RECEIPTS IS USED, A MAJORITY VOTE OF THE PARTICIPATING SCHOOLS MUST BE OBTAINED, DOCUMENTED, AND SENT TO THE KHSAA.**

MANAGER

GLASGOW
 SCHOOL

270 651-8801
 DAYTIME PHONE



KHSAA District Basketball Tournament Financial Report
 (return one copy to KHSAA by published deadlines. File separate reports if Girls and Boys
 Tournaments are held separately)

KHSAA Form BK105
Rev 01/06

District # **16** Boys Girls Combined **X** Held at **Clinton County** Dates **2/27-3/3 2006**

Part A	REVENUE ITEMS	Price(s)	Receipts	Totals
	Ticket Sales	\$5 & \$4	\$19,139.00	
	Broadcasting			
	Sponsorship			
	TOTAL REVENUE (1)			\$19,139.00
Part B	EXPENSE ITEMS		Expenses	
	Game Officials		\$1,304.10	
	Trophies		\$526.85	
	Travel for Participating Teams			
	Other Itemized Expenses approved by majority vote of schools in tournament :			
	Tournament Manager/Timer/Scorer/PA		\$270.00	
	TOTAL EXPENSES (2)			\$2,100.95
				\$17,038.05
Part C	Net Profit (Part A (1) minus Part B (2) total)			
Part D	Allowance to Host School - Maximum 15% for rental and incidental expenses unless otherwise approved by majority vote			
Part E	Profit Subject to Division by Schools (Part C minus Part D)			
				\$17,038.05

LIST BELOW INDIVIDUAL AMOUNTS FOR DISTRICT TOURNAMENT NET PROFITS FROM PART E ABOVE, NOT INCLUDING TRAVEL EXPENSES

School	Amount	School	Amount
Clinton County	\$4,259.52		
Cumberland County	\$4,259.51		
Metcalfe County	\$4,259.51		
Russell County	\$4,259.51		

PAID ATTENDANCE BY SESSIONS (Tickets Sold NOT money received)

BOYS		GIRLS		COMBINED	
Session	Paid	Session	Paid	Session	Paid
1				1	808
2				2	1,350
3	525				
4			1,459		
5					
6					
7					
Total	525	Total	1,459	Total	2,158

**** NOTE ** IF ANY OTHER PLAN FOR THE DIVISION OF TOURNAMENT RECEIPTS IS USED, A MAJORITY VOTE OF THE PARTICIPATING SCHOOLS MUST BE OBTAINED, DOCUMENTED, AND SENT TO THE KHSAA.**

Michael Deaver
MANAGER

Clinton County High School
SCHOOL

606-387-5569
DAYTIME PHONE



KHSAA District Basketball Tournament Financial Report
 (return one copy to KHSAA by published deadlines. File separate reports if Girls and Boys
 Tournaments are held separately)

KHSAA Form BK105
Rev 01/06

District # 17 Boys Girls Combined Held at Central Hardin H.S. Dates Feb 27, Mar 1

Part A	REVENUE ITEMS	Price(s)	Receipts	Totals
	Ticket Sales	5.00	17775.00	
	Broadcasting		500.00	
	Sponsorship			
	TOTAL REVENUE (1)			18275.00
Part B	EXPENSE ITEMS		Expenses	
	Game Officials		709.20	
	Trophies		177.51	
	Travel for Participating Teams		40.20	
	Other Itemized Expenses approved by majority vote of schools in tournament (provide separate listing or list on back of this form)			
	TOTAL EXPENSES (2)			3729.44
Part C	Net Profit (Part A (1) minus Part B (2) total)			14545.56
Part D	Allowance to Host School - Maximum 15% for rental and incidental expenses unless otherwise approved by majority vote			
Part E	Profit Subject to Division by Schools (Part C minus Part D)			14545.56

LIST BELOW INDIVIDUAL AMOUNTS FOR DISTRICT TOURNAMENT NET PROFITS FROM PART E ABOVE, NOT INCLUDING TRAVEL EXPENSES

School	Amount	School	Amount
Central Hardin H.S.	2901.07	North Hardin H.S.	2915.47
Ellettsville H.S.	2907.07		
East Knox H.S.	2911.27		
John Hardin H.S.	2910.67		

PAID ATTENDANCE BY SESSIONS (Tickets Sold NOT money received)

BOYS		GIRLS		COMBINED	
Session	Paid	Session	Paid	Session	Paid
1	756.00				
2	636.00				
3	10450.00				
4					
5					
6					
7					
Total	17775.00	Total		Total	

**** NOTE ** IF ANY OTHER PLAN FOR THE DIVISION OF TOURNAMENT RECEIPTS IS USED MAJORITY VOTE OF THE PARTICIPATING SCHOOLS MUST BE OBTAINED, DOCUMENTED AND SENT TO THE KHSAA.**

Kempere
MANAGER

Central Hardin
SCHOOL

270-737-68
DAYTIME PHONE

Boys 17th District
Basketball Tournament
Central Hardin High School
February 27- March, 1, 3, 2006

<u>Date</u>	Paid (\$5.00)
February 27, 2006	\$ 756.00
March 1, 2006	\$ 6569.00
March 3, 2006	<u>\$10450.00</u>
	Total \$17,775.00

<u>Expenses</u>	\$ 709.20
Officials	\$ 100.00
Timer	\$ 100.00
P.A. Announcer	\$ 100.00
Bookkeeper	\$1015.00
Gate Workers/Gym Attendants	\$ 240.00
Parking	\$ 177.51
Trophies/Plaques	\$ 250.00
Tournament Manager	\$ 520.00
Security	\$ 213.78
Custodial	\$ 300.00
Host School	\$ 3.95
Supplies (scorebook)	\$3729.44
<u>Total expenses</u>	

\$14045.56

Total Profit

Profit Per Team	CHHS \$2801.07 + \$100.00 (T.V.) 2901.07
	EHS \$2801.07 + \$100.00 (T.V.) + \$6.00 (mileage) \$2907.07
	FKHS \$2801.07 + \$100.00 (T.V.) + \$10.20 (mileage) \$2911.27
	JHHS \$2801.07 + \$100.00 (T.V.) + 9.60 (mileage) \$2910.67
	NHHS \$2801.07 + \$100.00 (T.V.) + 14.40 (mileage) \$2915.47



KHSAA District Basketball Tournament Financial Report
 (return one copy to KHSAA by published deadlines. File separate reports if Girls and Boys
 Tournaments are held separately)

KHSAA Form BK105
 Rev 01/06

District # 17 Boys Girls Combined Held at Central Hardin HS Dates Feb 28, Mar 2,

Part A	REVENUE ITEMS	Price(s)	Receipts	Totals
	Ticket Sales	5.00	7110.00	
	Broadcasting		500.00	
	Sponsorship			
	TOTAL REVENUE (1)			7610.00
Part B	EXPENSE ITEMS		Expenses	
	Game Officials		697.20	
	Trophies		177.34	
	Travel for Participating Teams		33.00	
	Other Itemized Expenses approved by majority vote of schools in tournament (provide separate listing or list on back of this form)			
	TOTAL EXPENSES (2)			3781.69
Part C	Net Profit (Part A (1) minus Part B (2) total)			3828.31
Part D	Allowance to Host School - Maximum 15% for rental and incidental expenses unless otherwise approved by majority vote			
Part E	Profit Subject to Division by Schools (Part C minus Part D)			3828.31

LIST BELOW INDIVIDUAL AMOUNTS FOR DISTRICT TOURNAMENT NET PROFITS FROM PART E ABOVE, NOT INCLUDING TRAVEL EXPENSES

School	Amount	School	Amount
Central Hardin	759.06	North Hardin	766.26
E. Troy	765.06		
Foot Knott	765.06 769.26		
John Hardin	768.66		

PAID ATTENDANCE BY SESSIONS (Tickets Sold NOT money received)

BOYS		GIRLS		COMBINED	
Session	Paid	Session	Paid	Session	Paid
1	370.00				
2	3114.00				
3	3626.00				
4					
5					
6					
7					
Total	7110.00	Total		Total	

**** NOTE ** IF ANY OTHER PLAN FOR THE DIVISION OF TOURNAMENT RECEIPTS IS USED, MAJORITY VOTE OF THE PARTICIPATING SCHOOLS MUST BE OBTAINED, DOCUMENTED AND SENT TO THE KHSAA.**

Kennifone
 MANAGER

Central Hardin
 SCHOOL

270-737-6801
 DAYTIME PHONE

Girls 17th District
Basketball Tournament
Central Hardin High School
February 28- March 2,4, 2006

<u>Date</u>	Paid (\$5.00)
February 28, 2006	\$370.00
March 2, 2006	\$3114.00
March 4, 2006	<u>\$3626.00</u>
Total	\$7110.00

<u>Expenses</u>	\$ 697.20
Officials	\$ 100.00
Timer	\$ 100.00
P.A. Announcer	\$ 100.00
Bookkeeper	\$1015.00
Gate workers	\$ 240.00
Parking	\$ 177.34
Trophies/Plaques	\$ 250.00
Tournament Manager	\$ 440.00
Security	\$ 358.20
Custodial	\$ 300.00
Host School	<u>\$ 3.95</u>
Supplies (scorebook)	\$3781.69
Total expenses	

Total Profit \$3328.31

Profit Per Team

CHHS \$659.06 + \$100.00 (T.V.) \$759.06

EHS \$659.06 + \$100.00 (T.V.) + \$6.00 (mileage) \$765.06

FKHS \$659.06 + \$100.00 (T.V.) + \$10.20 (mileage) \$769.26

JHHS \$659.06 + \$100.00 (T.V.) + \$9.60 (mileage) \$768.66

NHHS \$659.06 + \$100.00 (T.V.) + \$7.20 (mileage) \$766.26



KHSAA District Basketball Tournament Financial Report
 (return one copy to KHSAA by published deadlines. File separate reports if Girls and Boys
 Tournaments are held separately)

KHSAA Form BK105
Rev 01/06

District # 18 Boys Girls Combined X Held at Caverna Dates 2/27-3/4

Part A	REVENUE ITEMS	Price(s)	Receipts	Totals
	Ticket Sales	5.00	10,735.00	
	Broadcasting		0	
	Sponsorship		0	
	TOTAL REVENUE (1)			10,735.00
Part B	EXPENSE ITEMS		Expenses	
	Game Officials		1,063.50	
	Trophies		659.92	
	Travel for Participating Teams		0	
	Other Itemized Expenses approved by majority vote of schools in tournament (provide separate listing or list on back of this form)		1,520.00	
	TOTAL EXPENSES (2)			3,243.42
Part C	Net Profit (Part A (1) minus Part B (2) total)			7,491.58
Part D	Allowance to Host School - Maximum 15% for rental and incidental expenses unless otherwise approved by majority vote		500.00	
Part E	Profit Subject to Division by Schools (Part C minus Part D)			6,991.58

LIST BELOW INDIVIDUAL AMOUNTS FOR DISTRICT TOURNAMENT NET PROFITS FROM PART E ABOVE, NOT INCLUDING TRAVEL EXPENSES

School	Amount	School	Amount
Caverna High School	1,747.91		
Green County High School	1,747.89		
Hart County High School	1,747.89		
Larue County High School	1,747.89		

PAID ATTENDANCE BY SESSIONS (Tickets Sold NOT money received)

BOYS		GIRLS		COMBINED	
Session	Paid	Session	Paid	Session	Paid
1					
2					
3					
4					
5					
6					
7					
Total		Total		Total	

**** NOTE ** IF ANY OTHER PLAN FOR THE DIVISION OF TOURNAMENT RECEIPTS IS U
 MAJORITY VOTE OF THE PARTICIPATING SCHOOLS MUST BE OBTAINED, DOCUME
 AND SENT TO THE KHSAA,**

Bart Allen
MANAGER

Caverna High School
SCHOOL

270-773-1
DAYTIME PHONE

**2006 18th District Basketball Tournament
Financial Report**

Expenses:		
Nets/Scorebooks	\$120.00	
Custodian	\$450.00	
Managers	\$200.00	
Gateworkers	\$375.00	
PA	\$75.00	
Clock Keeper	\$75.00	
Security	\$150.00	
Official Scorer	\$75.00	
Total Expenses		\$1,520.00

Tournament Manager: Barb Weir

School Accountant: Marlene West

Principal: Robert P. Lantry



KHSAA District Basketball Tournament Financial Report
 (return one copy to KHSAA by published deadlines. File separate reports if Girls and Boys
 Tournaments are held separately)

KHSAA Form BK105
 Rev 01/06

District # 19 Boys Girls Combined Held at Bethlehem Dates 2/27-3/1

Part A	REVENUE ITEMS	Price(s)	Receipts	Totals
	Ticket Sales	\$5	15325	
	Broadcasting		0	
	Sponsorship		0	
	TOTAL REVENUE (1)			15325
Part B	EXPENSE ITEMS		Expenses	
	Game Officials		919.20	
	Trophies		749.60	
	Travel for Participating Teams		0	
	Other Itemized Expenses approved by majority vote of schools in tournament (provide separate listing or list on back of this form)		2047.17	
	TOTAL EXPENSES (2)			3715.97
Part C	Net Profit (Part A (1) minus Part B (2) total)			11609.03
Part D	Allowance to Host School - Maximum 15% for rental and incidental expenses unless otherwise approved by majority vote			
Part E	Profit Subject to Division by Schools (Part C minus Part D)			11609.03

LIST BELOW INDIVIDUAL AMOUNTS FOR DISTRICT TOURNAMENT NET PROFITS FROM PART E ABOVE, NOT INCLUDING TRAVEL EXPENSES

School	Amount	School	Amount
BARDSTOWN	2902.26		
Nelson County	2902.26		
Washington County	2902.26		
Bethlehem	2902.26		

PAID ATTENDANCE BY SESSIONS (Tickets Sold NOT money received)

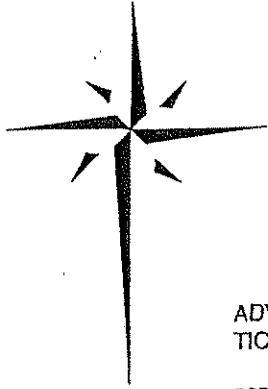
BOYS		GIRLS		COMBINED	
Session	Paid	Session	Paid	Session	Paid
1	345	1	758	1	1103
2	560	2	579	2	1139
3	823			3	823
4					
5					
6					
7					
Total	1728	Total	1337	Total	3065

**** NOTE ** IF ANY OTHER PLAN FOR THE DIVISION OF TOURNAMENT RECEIPTS IS USED, A MAJORITY VOTE OF THE PARTICIPATING SCHOOLS MUST BE OBTAINED, DOCUMENTED, AND SENT TO THE KHSAA.**

Steve Hart
 MANAGER

Bethlehem
 SCHOOL

502-348-0671
 DAYTIME PHONE



BETHLEHEM HIGH SCHOOL 309 West Stephen Foster Avenue, Bardstown, Kentucky 40004-1445
Phone: (502)348-8594 or 348-4685 Fax: (502)349-1247

2006 19TH DISTRICT FINANCIAL REPORT

	ADV. TICKETS	GATE TICKETS	BAND TICKETS	PASS GATE	TOTAL ATT.	REVENUE
2-27-06	297	461	90	70	918	\$3790
2-28-06	44	301	60	24	429	\$1725
3-1-06	282	278	30	26	616	\$2800
3-2-06	208	371	30	37	646	\$2895
3-3-06	243	<u>580</u>	<u>60</u>	<u>59</u>	<u>936</u>	<u>\$4115</u>
TOTALS	1074	1991	270	210	3545	\$15325

EXPENSES

Officials	919.20
Timer	150.00
Bookkeeper	150.00
P. A.	150.00
Security	350.00
Hospitality Rooms	312.55
Champion & Runner Up Trophies	182.60
Championship and All Tournament Plaques	567.00
Tickets	34.62
Gym Rental	400.00
Custodial	400.00
Tournament Director	100.00
Total Expenses	<u>\$3715.97</u>
Total Revenue	\$15325.00
Total Expenses	\$ 3715.97
Net	\$11609.03

Shares

Bardstown	\$2902.26
Bethlehem	\$2902.26
Nelson County	\$2902.26
Washington County	\$2902.26



KHSAA District Basketball Tournament Financial Report
 (return one copy to KHSAA by published deadlines. File separate reports if Girls and Boys
 Tournaments are held separately)

KHSAA Form BK
 Rev 0:

District # 20 Boys Girls Combined Held at Campbellsville Dates 2/28 -

Part	Item	Price(s)	Receipts	Totals
Part A	REVENUE ITEMS			
	Ticket Sales	5.00	19115.00	
	Broadcasting			
	Sponsorship			
	TOTAL REVENUE (1)			19115.00
Part B	EXPENSE ITEMS		Expenses	
	Game Officials		1074.00	
	Trophies		733.85	
	Travel for Participating Teams			
	Other Itemized Expenses approved by majority vote of schools in tournament (provide separate listing or list on back of this form)		1163.04	
	TOTAL EXPENSES (2)			2970.89
Part C	Net Profit (Part A (1) minus Part B (2) total)			16144.11
Part D	Allowance to Host School - Maximum 15% for rental and incidental expenses unless otherwise approved by majority vote		1050.00	
Part E	Profit Subject to Division by Schools (Part C minus Part D)			15094.11

LIST BELOW INDIVIDUAL AMOUNTS FOR DISTRICT TOURNAMENT NET PROFITS FROM PART E ABOVE, NOT INCLUDING TRAVEL EXPENSES

School	Amount	School	Amount
Adair Co.	3773.53		
Campbellsville	3773.52		
Marion Co.	3773.53		
Taylor Co.	3773.53		

PAID ATTENDANCE BY SESSIONS (Tickets Sold NOT money received)

BOYS		GIRLS		COMBINED	
Session	Paid	Session	Paid	Session	Paid
1	4435.00	1	2495.00		
2	3363.00	2	2300.00		
3	6522.00				
4					
5					
6					
7					
Total	14320.00	Total	4795.00	Total	

**** NOTE ** IF ANY OTHER PLAN FOR THE DIVISION OF TOURNAMENT RECEIPTS IS U. MAJORITY VOTE OF THE PARTICIPATING SCHOOLS MUST BE OBTAINED, DOCUMENTED AND SENT TO THE KHSAA.**

J. A. [Signature]
 MANAGER

Campbellsville High
 SCHOOL

270-465-8
 DAYTIME PHONE

20th District Basketball Tournament
2006 Financial Report

Gate Receipts: Feb 28 \$4435.00
March 1 \$3363.00
March 2 \$2495.00
March 3 \$6522.00
March 4 \$2300.00
Total Receipts = \$19,115.00

Expenses:

Officials -	\$1074.00
Trophies & Awards-	\$733.85
Scorebooks & Nets-	\$25.00
Janitorial/Clean-up-	\$500.00
District Meal-	\$158.04
Tournament Mgr.-	\$250.00
District Rep.-	\$50.00
Host School-	\$1050.00
Pa/Clock/Scorer-	\$180.00
Gate Work-	All Volunteer

Total Expenses = \$4020.89
Total Profit = \$15,094.11

Pay-out per School

Adair-	\$3773.53
Campbellsville-	\$3773.52
Marion Co.-	\$3773.53
Taylor Co.-	\$3773.53

Total Payout = \$15,094.11

Tournament Mgr. J. A. H.

School Accountant Debbie Dean

Principal Craig Schick



KHSAA District Basketball Tournament Financial Report
 (return one copy to KHSAA by published deadlines. File separate reports if Girls and Boys
 Tournaments are held separately)

KHSAA Form BK105
 Rev 01/08

District # 21 Boys _____ Girls _____ Combined Held at WESTERN H.S. Dates 2/27 - 03/03

Part A	REVENUE ITEMS	Price(s)	Receipts	Totals
	Ticket Sales		4672. ¹⁰	
	Broadcasting			
	Sponsorship			
	TOTAL REVENUE (1)			4672. ¹⁰
Part B	EXPENSE ITEMS		Expenses	
	Game Officials		1200. ⁰⁰	
	Trophies		188. ²⁵	
	Travel for Participating Teams			
	Other Itemized Expenses approved by majority vote of schools in tournament (provide separate listing or list on back of this form)		1287	
	TOTAL EXPENSES (2)			2675. ²⁵
Part C	Net Profit (Part A (1) minus Part B (2) total)			1996. ⁷⁵
Part D	Allowance to Host School - Maximum 15% for rental and incidental expenses unless otherwise approved by majority vote			
Part E	Profit Subject to Division by Schools (Part C minus Part D)			1996. ⁷⁵

LIST BELOW INDIVIDUAL AMOUNTS FOR DISTRICT TOURNAMENT NET PROFITS FROM PART E ABOVE, NOT INCLUDING TRAVEL EXPENSES

School	Amount	School	Amount
Valley H.S.	399.35	WESTERN	399.35
PRP H.S.	399.35		
Holy Cross	399.35		
BETH HAVEN	399.35		

PAID ATTENDANCE BY SESSIONS (Tickets Sold NOT money received)

BOYS		GIRLS		COMBINED	
Session	Paid	Session	Paid	Session	Paid
1				169	775
2		240			1080
3	291			308	1310
4					1507
5					
6					
7					
Total		Total		Total	4672. ¹⁰

**** NOTE ** IF ANY OTHER PLAN FOR THE DIVISION OF TOURNAMENT RECEIPTS IS USED, A MAJORITY VOTE OF THE PARTICIPATING SCHOOLS MUST BE OBTAINED, DOCUMENTED, AND SENT TO THE KHSAA.**

DAVE JAGGERS
 MANAGER

WESTERN
 SCHOOL

502 485-8344
 DAYTIME PHONE



KHSAA District Basketball Tournament Financial Report
 (return one copy to KHSAA by published deadlines. File separate reports if Girls and Boys
 Tournaments are held separately)

KHSAA Form BK105
Rev 01/06

District # 22 Boys _____ Girls _____ Combined Held at Iroquois High School Dates 2/27-
3/3/06

Part A	REVENUE ITEMS	Price(s)	Receipts	Totals
	Ticket Sales	\$5 / \$2	\$9109.55	
	Broadcasting		N/A	
	Sponsorship		N/A	
	TOTAL REVENUE (1)			\$9109.55
Part B	EXPENSE ITEMS		Expenses	
	Game Officials		\$1050.00	
	Trophies		\$82.25	
	Travel for Participating Teams		N/A	
	Other Itemized Expenses approved by majority vote of schools in tournament (provide separate listing or list on back of this form)		\$2438.22	
	TOTAL EXPENSES (2)			\$3580.47
Part C	Net Profit (Part A (1) minus Part B (2) total)			\$5529.08
Part D	Allowance to Host School - Maximum 15% for rental and incidental expenses unless otherwise approved by majority vote			\$829.37
Part E	Profit Subject to Division by Schools (Part C minus Part D)			\$4699.71

LIST BELOW INDIVIDUAL AMOUNTS FOR DISTRICT TOURNAMENT NET PROFITS FROM PART E ABOVE, NOT INCLUDING TRAVEL EXPENSES

School	Amount	School	Amount
Butler H.S.	\$1044.38	Iroquois H.S.	\$1044.38
DeSales H.S.	\$522.19		
Doss H.S.	\$1044.38		
Evangel H.S.	\$1044.38		

PAID ATTENDANCE BY SESSIONS (Tickets Sold NOT money received)

BOYS		GIRLS		COMBINED	
Session	Paid	Session	Paid	Session	Paid
1				1	118
2				2	315
3				3	416
4				4	1053
5					
6					
7					
Total		Total		Total	1902

**** NOTE ** IF ANY OTHER PLAN FOR THE DIVISION OF TOURNAMENT RECEIPTS IS USED, A MAJORITY VOTE OF THE PARTICIPATING SCHOOLS MUST BE OBTAINED, DOCUMENTED, AND SENT TO THE KHSAA.**

Darrell Long
MANAGER

Iroquois High School
SCHOOL

502 485 8269
DAYTIME PHONE

Other Itemized Expenses
22nd District Tournament
Feb 27 - Mar 3, 2006

Security	1,845.05
Tournament Manager Fee	150.00
All Tournament Plaques	120.00
Announcer and Stats	120.00
Clock Operator	80.00
New Basketballs (2)	59.90
District Breakfast Meeting	41.33
New Nets (2)	16.95
New Scorebook	4.99
 Total Other Expenses	 \$2,438.22



KHSAA District Basketball Tournament Financial Report
 (return one copy to KHSAA by published deadlines. File separate reports if Girls and Boys
 Tournaments are held separately)

KHSAA Form BK105
 Rev 01/06

District # 23 Boys Girls Combined x Held at J. Graham Brown Dates 2/27-
3/2/06

Part A	REVENUE ITEMS	Price(s)	Receipts	Totals
	Ticket Sales	\$5.00	2,530.00	
	Broadcasting		-	
	Sponsorship		-	
	TOTAL REVENUE (1)			\$2,530.00
Part B	EXPENSE ITEMS		Expenses	
	Game Officials		\$1,430.00	
	Trophies		\$92.25	
	Travel for Participating Teams		-	
	Other Itemized Expenses approved by majority vote of schools in tournament (provide separate listing or list on back of this form)		Plaques (12) \$72.00	
	TOTAL EXPENSES (2)			\$1,594.25
Part C	Net Profit (Part A (1) minus Part B (2) total)			\$935.75
Part D	Allowance to Host School - Maximum 15% for rental and incidental expenses unless otherwise approved by majority vote		\$581.51	
Part E	Profit Subject to Division by Schools (Part C minus Part D)			\$54.24

LIST BELOW INDIVIDUAL AMOUNTS FOR DISTRICT TOURNAMENT NET PROFITS FROM PART E ABOVE, NOT INCLUDING TRAVEL EXPENSES

School	Amount	School	Amount
Brown	\$9.04	Shawnee	\$9.04
Central	\$9.04	St. Francis	\$9.04
Portland Christian	\$9.04		
Presentation	\$9.04		

PAID ATTENDANCE BY SESSIONS (Tickets Sold NOT money received)

BOYS		GIRLS		COMBINED	
Session	Paid	Session	Paid	Session	Paid
1	180	1	180	1	\$1,800
2	360	2	360	2	\$3,600
3	360	3	360	3	\$720
4					
5					
6					
7					
Total	\$900	Total	\$900	Total	\$6,120

**** NOTE ** IF ANY OTHER PLAN FOR THE DIVISION OF TOURNAMENT RECEIPTS IS USED, A MAJORITY VOTE OF THE PARTICIPATING SCHOOLS MUST BE OBTAINED, DOCUMENTED, AND SENT TO THE KHSAA.**

Marcia Morton
 MANAGER Marcia Morton

School J. Graham Brown

DAYTIME PHONE (502) 485-8216



KHSAA District Basketball Tournament Financial Report
 (return one copy to KHSAA by published deadlines. File separate reports if Girls and Boys
 Tournaments are held separately)

KHSAA Form BK105
Rev 01/06

District # 24 Boys Girls Combined X Held at Bullitt Central High School Dates 2-27-3-3-06

Part A	REVENUE ITEMS	Price(s)	Receipts	Totals
	Ticket Sales		\$11637.95	
	Broadcasting			
	Sponsorship			
	TOTAL REVENUE (1)			\$11637.95
Part B	EXPENSE ITEMS		Expenses	
	Game Officials		\$1200.00	
	Trophies		\$328.59	
	Travel for Participating Teams			
	Other Itemized Expenses approved by majority vote of schools in tournament (provide separate listing or list on back of this form)		\$2294.74	
	TOTAL EXPENSES (2)			\$3823.33
Part C	Net Profit (Part A (1) minus Part B (2) total)			\$7814.62
Part D	Allowance to Host School - Maximum 15% for rental and incidental expenses unless otherwise approved by majority vote			
Part E	Profit Subject to Division by Schools (Part C minus Part D)			\$7814.62

LIST BELOW INDIVIDUAL AMOUNTS FOR DISTRICT TOURNAMENT NET PROFITS FROM PART E ABOVE, NOT INCLUDING TRAVEL EXPENSES

School	Amount	School	Amount
Bullitt Central	\$1562.92	North Bullitt	\$1562.93
Southern	\$1562.92	Fairdale	\$1562.93
Bullitt East	\$1562.92		

PAID ATTENDANCE BY SESSIONS (Tickets Sold NOT money received)

BOYS		GIRLS		COMBINED	
Session	Paid	Session	Paid	Session	Paid
1				2-27-06	376
2				2-28-06	582
3				3-01-06	674
4				3-03-06	1322
5					
6					
7					
Total		Total		Total	2954

**** NOTE ** IF ANY OTHER PLAN FOR THE DIVISION OF TOURNAMENT RECEIPTS IS USED, A MAJORITY VOTE OF THE PARTICIPATING SCHOOLS MUST BE OBTAINED, DOCUMENTED, AND SENT TO THE KHSAA.**

Mark Rogers
MANAGER

Bullitt Central
SCHOOL

502-543-7021
DAYTIME PHONE

Expenses for 24th District Boys and Girls Tournament

Shively Sporting Goods Basketballs and Nets	\$111.90
Custodian- Bill Bowman	\$252.00
District Workers	\$1,100.00
Hospitality Room	\$830.84

TOTAL	\$2,294.74
-------	------------

Session #1



KHSAA District Basketball Tournament Financial Report
 (return one copy to KHSAA by published deadlines. File separate reports if Girls and Boys
 Tournaments are held separately)

KHSAA Form BK105
 Rev 01/06

District # 25 Boys Girls Combined Held at St. Xavier Dates 2/29/06

Part A	REVENUE ITEMS	Price(s)	Receipts	Totals
	Ticket Sales <u>603 @ .5</u> <u>40 @ 2</u>	<u>5.2</u>	<u>3095</u>	
	Broadcasting		<u>—</u>	
	Sponsorship		<u>—</u>	<u>3095</u>
	TOTAL REVENUE (1)			
Part B	EXPENSE ITEMS		Expenses	
	Game Officials <u>6 @ 55.00</u>		<u>330.00</u>	
	Trophies <u>14 - 96 = 24</u>		<u>24.00</u>	
	Travel for Participating Teams		<u>—</u>	
	Other Itemized Expenses approved by majority vote of schools in tournament (provide separate listing or list on back of this form)		<u>747.23</u>	
	TOTAL EXPENSES (2)			<u>1101.23</u>
Part C	Net Profit (Part A (1) minus Part B (2) total)			<u>1993.77</u>
Part D	Allowance to Host School - Maximum 15% for rental and incidental expenses unless otherwise approved by majority vote			<u>—</u>
Part E	Profit Subject to Division by Schools (Part C minus Part D)			<u>1993.77</u>

LIST BELOW INDIVIDUAL AMOUNTS FOR DISTRICT TOURNAMENT NET PROFITS FROM PART E ABOVE, NOT INCLUDING TRAVEL EXPENSES

School	Amount	School	Amount
<u>St. Xavier</u>	<u>498.45</u>		
<u>Manual</u>	<u>498.44</u>		
<u>Collegiate</u>	<u>498.44</u>		
<u>Male</u>	<u>498.44</u>		

PAID ATTENDANCE BY SESSIONS (Tickets Sold NOT money received)

BOYS		GIRLS		COMBINED	
Session	Paid	Session	Paid	Session	Paid
1	<u>643</u>				
2					
3					
4					
5					
6					
7					
Total		Total		Total	

**** NOTE ** IF ANY OTHER PLAN FOR THE DIVISION OF TOURNAMENT RECEIPTS IS USED, A MAJORITY VOTE OF THE PARTICIPATING SCHOOLS MUST BE OBTAINED, DOCUMENTED, AND SENT TO THE KHSAA.**

Alfonso Donkoff
 MANAGER

St. Xavier
 SCHOOL

635-5300
 DAYTIME PHONE

Additional Expenses:

Score's Table

3 @ 30.00

90.00

Tickets

5 @ 35.00

175.00

Tournament Mgr.

50.00

Custodial

40.00

Security

LMPD and Andy Fair

392.23

8747.23

Session #2



KHSAA District Basketball Tournament Financial Report
 (return one copy to KHSAA by published deadlines. File separate reports if Girls and Boys Tournaments are held separately)

KHSAA Form BK105
Rev 01/06

District # 25 Boys Girls Combined Held at St. Xavier Dates 3-2-0

Part A	REVENUE ITEMS	Price(s)	Receipts	Totals
	Ticket Sales <u>907 @ 5</u> <u>25 @ 2</u>	<u>\$5.12</u>	<u>4585</u>	
	Broadcasting		<u>—</u>	
	Sponsorship		<u>—</u>	
	TOTAL REVENUE (1)			4585

Part B	EXPENSE ITEMS	Expenses	Totals
	Game Officials <u>3 @ 55.00</u>	<u>165.00</u>	
	Trophies <u>14.96 = 24</u>	<u>24.00</u>	
	Travel for Participating Teams	<u>—</u>	
	Other Itemized Expenses approved by majority vote of schools in tournament (provide separate listing or list on back of this form)	<u>769.24</u>	
	TOTAL EXPENSES (2)		958.24

Part C	Net Profit (Part A (1) minus Part B (2) total)		3626.76
--------	--	--	----------------

Part D	Allowance to Host School - Maximum 15% for rental and incidental expenses unless otherwise approved by majority vote		<u>—</u>
--------	--	--	----------

Part E	Profit Subject to Division by Schools (Part C minus Part D)		3626.76
--------	---	--	----------------

LIST BELOW INDIVIDUAL AMOUNTS FOR DISTRICT TOURNAMENT NET PROFITS FROM PART E ABOVE, NOT INCLUDING TRAVEL EXPENSES

School	Amount	School	Amount
<u>St. Xavier</u>	<u>1813.38</u>		
<u>Walter</u>	<u>1813.38</u>		

PAID ATTENDANCE BY SESSIONS (Tickets Sold NOT money received)

BOYS		GIRLS		COMBINED	
Session	Paid	Session	Paid	Session	Paid
1					
2	<u>932</u>				
3					
4					
5					
6					
7					
Total		Total		Total	

**** NOTE ** IF ANY OTHER PLAN FOR THE DIVISION OF TOURNAMENT RECEIPTS IS USED, MAJORITY VOTE OF THE PARTICIPATING SCHOOLS MUST BE OBTAINED, DOCUMENTED AND SENT TO THE KHSAA.**

Alvin Donhoff
MANAGER

St. Xavier
SCHOOL

635-5300
DAYTIME PHONE

Additional Expenses:

Score's Table	3 @ 25.00	75.00
Tickets	5 @ 25.00	125.00
All-Tournament Shirts	7 @ 7.00	49.00
Tournament Mgr.		50.00
Custodial		40.00
Security	LMPD and Andy Frain	430.24
		<hr/>
		\$769.24

25



KHSAA District Basketball Tournament Financial Report
 (return one copy to KHSAA by published deadlines. File separate reports if Girls and Boys Tournaments are held separately)

KHSAA Form BK105
Rev 01/06

District # 25 Boys Girls Combined Held at St. Xavier Dates 3-1-06

Part A	REVENUE ITEMS	Price(s)	Receipts	Totals
	Ticket Sales <i>203 @ 5 14 @ 2</i>	<i>85.82</i>	<i>1043</i>	
	Broadcasting			
	Sponsorship			
	TOTAL REVENUE (1)			<i>1043</i>
Part B	EXPENSE ITEMS		Expenses	
	Game Officials <i>6 @ 55.00</i>		<i>330.00</i>	
	Trophies <i>4.96 = 24</i>		<i>24.00</i>	
	Travel for Participating Teams			
	Other Itemized Expenses approved by majority vote of schools in tournament (provide separate listing or list on back of this form)		<i>734.24</i>	
	TOTAL EXPENSES (2)			<i>-45.24</i>
Part C	Net Profit (Part A (1) minus Part B (2) total)			<i>-45.24</i>
Part D	Allowance to Host School - Maximum 15% for rental and incidental expenses unless otherwise approved by majority vote			
Part E	Profit Subject to Division by Schools (Part C minus Part D)			<i>-45.24</i>

LIST BELOW INDIVIDUAL AMOUNTS FOR DISTRICT TOURNAMENT NET PROFITS FROM PART E ABOVE, NOT INCLUDING TRAVEL EXPENSES

School	Amount	School	Amount
<i>Mercu</i>	<i>-11.31</i>		
<i>Male</i>	<i>-11.31</i>		
<i>Collegiate</i>	<i>-11.31</i>		
<i>Manual</i>	<i>-11.31</i>		

PAID ATTENDANCE BY SESSIONS (Tickets Sold NOT money received)

BOYS		GIRLS		COMBINED	
Session	Paid	Session	Paid	Session	Paid
1		<i>1</i>	<i>217</i>		
2					
3					
4					
5					
6					
7					
Total		Total		Total	

**** NOTE ** IF ANY OTHER PLAN FOR THE DIVISION OF TOURNAMENT RECEIPTS IS USED, A MAJORITY VOTE OF THE PARTICIPATING SCHOOLS MUST BE OBTAINED, DOCUMENTED, AND SENT TO THE KHSAA.**

Alan Donahy
MANAGER

St. Xavier
SCHOOL

635-5300
DAYTIME PHONE

Additional Expenses:

Scorer's Table

3 @ 30.00

90.00

Tickets

5 @ 35.00

175.00

Tournament Mgr.

50.00

Custodial

40.00

Security

LMPD and Andy Frain

379.24

\$ 734.24

Handwritten note: 25



KHSAA District Basketball Tournament Financial Report
 (return one copy to KHSAA by published deadlines. File separate reports if Girls and Boys Tournaments are held separately)

KHSAA Form BK105
Rev 01/06

District # 25 Boys Girls Combined Held at St. Xavier Dates 3-3-06

Part A	REVENUE ITEMS	Price(s)	Receipts	Totals
	Ticket Sales	<i>388 @ 5, 5.1 @ 2</i>	<i>2040</i>	
	Broadcasting		<i>=</i>	
	Sponsorship		<i>=</i>	
	TOTAL REVENUE (1)			2040

Part B	EXPENSE ITEMS	Expenses	Totals
	Game Officials	<i>3 @ 55.00</i>	<i>165.00</i>
	Trophies	<i>16.96 = 24</i>	<i>24.00</i>
	Travel for Participating Teams	<i>-</i>	
	Other Itemized Expenses approved by majority vote of schools in tournament (provide separate listing or list on back of this form)	<i>682.24</i>	
	TOTAL EXPENSES (2)		871.24

Part C	Net Profit (Part A (1) minus Part B (2) total)		1168.76
--------	--	--	----------------

Part D	Allowance to Host School - Maximum 15% for rental and incidental expenses unless otherwise approved by majority vote		
--------	--	--	--

Part E	Profit Subject to Division by Schools (Part C minus Part D)		1168.76
--------	---	--	----------------

LIST BELOW INDIVIDUAL AMOUNTS FOR DISTRICT TOURNAMENT NET PROFITS FROM PART E ABOVE, NOT INCLUDING TRAVEL EXPENSES

School	Amount	School	Amount
<i>Manual</i>	<i>584.38</i>		
<i>Harley</i>	<i>584.38</i>		

PAID ATTENDANCE BY SESSIONS (Tickets Sold NOT money received)

BOYS		GIRLS		COMBINED	
Session	Paid	Session	Paid	Session	Paid
1					
2		<i>2</i>	<i>438</i>		
3					
4					
5					
6					
7					
Total		Total		Total	

**** NOTE ** IF ANY OTHER PLAN FOR THE DIVISION OF TOURNAMENT RECEIPTS IS USED, A MAJORITY VOTE OF THE PARTICIPATING SCHOOLS MUST BE OBTAINED, DOCUMENTED, AND SENT TO THE KHSAA.**

Handwritten signature: Mike Donohue
 MANAGER

Handwritten signature: St. Xavier
 SCHOOL

Handwritten number: 635-5300
 DAYTIME PHONE

Additional Expenses:

Scorer's Table	3 @ 25.00	75.00
Tickets	5 @ 25.00	125.00
All Tournament Shirts	7 @ 7.00	49.00
Tournament Mgr.		50.00
Cust. Oilwell		40.00
Security	LMPD and Andy Frain	<u>343.24</u>
		\$ 682.24



KHSAA District Basketball Tournament Financial Report
(return one copy to KHSAA by published deadlines. File separate reports if Girls and Boys Tournaments are held separately)

District # 26 Boys Girls Combined Held at ATHERTON H.S. Dates 2-28-3-3 '06

Part	Item	Price(s)	Receipts	Totals
Part A	REVENUE ITEMS	\$5 / \$2	3425 ⁰⁰	
	Ticket Sales		0	
	Broadcasting		0	
	Sponsorship			3425 ⁰⁰
TOTAL REVENUE (1)				
Part B	EXPENSE ITEMS		Expenses	
	Game Officials		1050	
	Trophies		92.25	
	Travel for Participating Teams		-	
	Other Itemized Expenses approved by majority vote of schools in tournament (provide separate listing or list on back of this form)		1415.00	
TOTAL EXPENSES (2)				2557.25
Part C	Net Profit (Part A (1) minus Part B (2) total)			867.75
Part D	Allowance to Host School - Maximum 15% for rental and incidental expenses unless otherwise approved by majority vote			867.75
Part E	Profit Subject to Division by Schools (Part C minus Part D)			

LIST BELOW INDIVIDUAL AMOUNTS FOR DISTRICT TOURNAMENT NET PROFITS FROM PART E ABOVE, NOT INCLUDING TRAVEL EXPENSES

School	Amount	School	Amount
ATHERTON	182.30	WHITFIELD ACAD	182.30
ASSUMPTION	182.30		
* FERN CREEK MOORE	39.55		
	182.30		

PAID ATTENDANCE BY SESSIONS (Tickets Sold NOT money received)

BOYS		GIRLS		COMBINED		Tix Sold
Session	Paid	Session	Paid	Session	Paid	
1				2-27-06	395	80
2				2-28-06	990	201
3				3-1-06	670	137
4				3-3-06	1370	286
5						
6						
7						
Total		Total		Total	3425.00	704

**** NOTE ** IF ANY OTHER PLAN FOR THE DIVISION OF TOURNAMENT RECEIPTS IS USED, A MAJORITY VOTE OF THE PARTICIPATING SCHOOLS MUST BE OBTAINED, DOCUMENTED, AND SENT TO THE KHSAA.**

R. Peters

MANAGER

[Signature]

ATHERTON

SCHOOL

502-485-8732
DAYTIME PHONE

* FERN CREEK SHARE REFLECTS \$3500 CHARGED AT ADMISSION GATE

OTHER ITEMIZED EXPENSES

TOURNAMENT MANAGER	\$150.00
CLOCK OPERATOR	\$105.00
ANNOUNCER	\$ 15.00
ANNOUNCER	\$ 90.00
BOOKKEEPER	\$105.00
SECURITY	\$700.00
SET-UP/CLEAN-UP FEES	<u>\$250.00</u>
TOTAL ALL OTHER EXPENSES	\$1415.00



KHSAA District Basketball Tournament Financial Report
 (return one copy to KHSAA by published deadlines. File separate reports if Girls and Boys Tournaments are held separately)

KHSAA Form BK105
Rev 01/06

District # 27 Boys Girls Combined Held at BALLARD Dates 3/1-3/3

Part A	REVENUE ITEMS	Price(s)	Receipts	Totals
	Ticket Sales	\$5.00 & \$2.00	6430.00	
	Broadcasting		N/A	
	Sponsorship		N/A	
	TOTAL REVENUE (1)			6430.00
Part B	EXPENSE ITEMS		Expenses	
	Game Officials		450.00	
	Trophies		130.00	
	Travel for Participating Teams		N/A	
	Other Itemized Expenses approved by majority vote of schools in tournament (provide separate listing or list on back of this form)			
	TOTAL EXPENSES (2)			1017.84
Part C	Net Profit (Part A (1) minus Part B (2) total)			5412.16
Part D	Allowance to Host School - Maximum 15% for rental and incidental expenses unless otherwise approved by majority vote		N/A	
Part E	Profit Subject to Division by Schools (Part C minus Part D)			5412.16

LIST BELOW INDIVIDUAL AMOUNTS FOR DISTRICT TOURNAMENT NET PROFITS FROM PART E ABOVE, NOT INCLUDING TRAVEL EXPENSES

School	Amount	School	Amount
TRENTON	1253.04		
BALLARD	1386.37		
SENECA	1386.37		
WASHENER	1386.37		

PAID ATTENDANCE BY SESSIONS (Tickets Sold NOT money received)

BOYS			GIRLS			COMBINED		
Session	Paid		Session	Paid		Session	Paid	
1	273							
2	1055							
3								
4								
5								
6								
7								
Total	1328		Total			Total		

**** NOTE ** IF ANY OTHER PLAN FOR THE DIVISION OF TOURNAMENT RECEIPTS IS USED, A MAJORITY VOTE OF THE PARTICIPATING SCHOOLS MUST BE OBTAINED, DOCUMENTED, AND SENT TO THE KHSAA.**

Charles Kinney MANAGER Ballard H.S. SCHOOL (502) 485-8610 DAYTIME PHONE

* Trinity Received \$100.00 Less Due to the fact they presented no team tickets for the District Championship.



KHSAA District Basketball Tournament Financial Report
 (return one copy to KHSAA by published deadlines. File separate reports if Girls and Boys
 Tournaments are held separately)

KHSAA Form BK105
 Rev 01/06

District # 27 Boys Girls Combined Held at Ballard Dates 2/28-3/2

Part A	REVENUE ITEMS	Price(s)	Receipts	Totals
	Ticket Sales	\$59.12	1532.	
	Broadcasting		N/A	
	Sponsorship		N/A	
	TOTAL REVENUE (1)			1532
Part B	EXPENSE ITEMS	Expenses		
	Game Officials		450. ⁰⁰	
	Trophies		130. ⁰⁰	
	Travel for Participating Teams		N/A	
	Other Itemized Expenses approved by majority vote of schools in tournament (provide separate listing or list on back of this form)		N/A	
	TOTAL EXPENSES (2)			863.28
Part C	Net Profit (Part A (1) minus Part B (2) total)			668.72
Part D	Allowance to Host School - Maximum 15% for rental and incidental expenses unless otherwise approved by majority vote			N/A
Part E	Profit Subject to Division by Schools (Part C minus Part D)			

LIST BELOW INDIVIDUAL AMOUNTS FOR DISTRICT TOURNAMENT NET PROFITS FROM PART E ABOVE, NOT INCLUDING TRAVEL EXPENSES

School	Amount	School	Amount
BALLARD	167.18		
WALTON	167.18		
SACRED HEART	167.18		
SENECA	167.18		

PAID ATTENDANCE BY SESSIONS (Tickets Sold NOT money received)

BOYS		GIRLS		COMBINED	
Session	Paid	Session	Paid	Session	Paid
1	195		195		
2	137		137		
3					
4					
5					
6					
7					
Total		Total	332. ⁰⁰	Total	

**** NOTE ** IF ANY OTHER PLAN FOR THE DIVISION OF TOURNAMENT RECEIPTS IS USED, A MAJORITY VOTE OF THE PARTICIPATING SCHOOLS MUST BE OBTAINED, DOCUMENTED, AND SENT TO THE KHSAA.**

Chris Kinney
 MANAGER

BALLARD
 SCHOOL

(502) 485-8610
 DAYTIME PHONE



KHSAA District Basketball Tournament Financial Report
 (return one copy to KHSAA by published deadlines. File separate reports if Girls and Boys
 Tournaments are held separately)

KHSAA Form BK105
Rev 01/06

District # 28 Boys Girls Combined x Held at EASTERN Dates 2/28-3/1,4

Part A	REVENUE ITEMS	Price(s)	Receipts	Totals
	Ticket Sales GEN AD=5.00 CHILD=3.00		9877.00	
	Broadcasting			
	Sponsorship			
	TOTAL REVENUE (1)			9877.00
Part B	EXPENSE ITEMS		Expenses	
	Game Officials		990.00	
	Trophies		92.25	
	Travel for Participating Teams			
	Other Itemized Expenses approved by majority vote of schools in tournament (provide separate listing or list on back of this form)			
	TOTAL EXPENSES (2)			2952.94
Part C	Net Profit (Part A (1) minus Part B (2) total)			6924.06
Part D	Allowance to Host School - Maximum 15% for rental and incidental expenses unless otherwise approved by majority vote			
Part E	Profit Subject to Division by Schools (Part C minus Part D)			6924.06

LIST BELOW INDIVIDUAL AMOUNTS FOR DISTRICT TOURNAMENT NET PROFITS FROM PART E ABOVE, NOT INCLUDING TRAVEL EXPENSES

School	Amount	School	Amount
CHRISTIAN ACAD	1731.01		
EASTERN	1731.01		
JEFFERSONTOWN	1731.01		
KENTUCKY COUNTRY DAY	1731.01		

PAID ATTENDANCE BY SESSIONS (Tickets Sold NOT money received)

BOYS			GIRLS			COMBINED		
Session	Paid		Session	Paid		Session	Paid	
1							403	
2							286	
3							1330	
4								
5								
6								
7								
Total			Total			Total	2019	

**** NOTE ** IF ANY OTHER PLAN FOR THE DIVISION OF TOURNAMENT RECEIPTS IS USED, A MAJORITY VOTE OF THE PARTICIPATING SCHOOLS MUST BE OBTAINED, DOCUMENTED, AND SENT TO THE KHSAA.**

JOE ROGERS
MANAGER

EASTERN
SCHOOL

502-485-8432
DAYTIME PHONE

Expenses

Mgr - fee - 150
Plaques + medals - 269.30
Tick filler - 157.80
Security - 667.24
Sat. Cleanup - 206.35
Announcers - 120
Scorebook - 120
Clock - 120
Stab - 60



KHSAA District Basketball Tournament Financial Report
 (return one copy to KHSAA by published deadlines. File separate reports if Girls and Boys
 Tournaments are held separately)

KHSAA Form BK105
Rev 01/06

District # 29 Boys Girls Combined X Held at Oldham County HS Dates 2/27 - 3/2

Part A	REVENUE ITEMS	Price(s)	Receipts	Totals
	Ticket Sales		\$13,129.75	
	Broadcasting		N/A	
	Sponsorship		N/A	
	TOTAL REVENUE (1)			\$13,129.75
Part B	EXPENSE ITEMS		Expenses	
	Game Officials		\$1,100.00	
	Trophies		\$377.25	
	Travel for Participating Teams		N/A	
	Other Itemized Expenses approved by majority vote of schools in tournament (provide separate listing or list on back of this form)		\$2,360.77	
	TOTAL EXPENSES (2)			\$3,838.02
Part C	Net Profit (Part A (1) minus Part B (2) total)			\$9,291.73
Part D	Allowance to Host School - Maximum 15% for rental and incidental expenses unless otherwise approved by majority vote			\$1,393.76
Part E	Profit Subject to Division by Schools (Part C minus Part D)			\$7,897.97

LIST BELOW INDIVIDUAL AMOUNTS FOR DISTRICT TOURNAMENT NET PROFITS FROM PART E ABOVE, NOT INCLUDING TRAVEL EXPENSES

School	Amount	School	Amount
North Oldham High School	\$1,974.49		
South Oldham High School	\$1,974.49		
Trimble County High School	\$1,974.49		
Oldham County High School	\$1,974.50		

PAID ATTENDANCE BY SESSIONS (Tickets Sold NOT money received)

BOYS		GIRLS		COMBINED	
Session	Paid	Session	Paid	Session	Paid
1	2/27 1051	1	2/28 513	1	1564
2	3/1 794	2	3/2 263	2	1057
3					
4					
5					
6					
7					
Total	1845	Total	776	Total	2621

**** NOTE ** IF ANY OTHER PLAN FOR THE DIVISION OF TOURNAMENT RECEIPTS IS USED, A MAJORITY VOTE OF THE PARTICIPATING SCHOOLS MUST BE OBTAINED, DOCUMENTED, AND SENT TO THE KHSAA.**

Richard [Signature]
MANAGER

Oldham County High School
SCHOOL

(502) 222-9461
DAYTIME PHONE

<u>Other Itemized Expenses:</u>	\$210.00
Official Scorer/Timer/PA Announcers	\$665.71
Hospitality Room Expenses/Staff	\$250.00
Tournament Manager	\$50.00
Tournament Bookkeeper	\$396.53
Nets/Basketballs/Scorebooks	\$280.00
Gateworkers (2/27-3/2/06)	\$508.53
Security - SRO Officer	
TOTAL ITEMIZED EXPENSES	<u>\$2,360.77</u>



KHSAA District Basketball Tournament Financial Report
 (return one copy to KHSAA by published deadlines. File separate reports if Girls and Boys
 Tournaments are held separately)

KHSAA Form BK105
Rev 01/06

District #	<u>30</u>	Boys	<u> </u>	Girls	<u> </u>	Combined	<u>X</u>	Held at	<u>Anderson County High</u>	Dates	<u>2/28 -3/3</u>	
Part A	REVENUE ITEMS		Price(s)	Receipts	Totals							
	Ticket Sales		\$5.00	\$12,570								
	Broadcasting											
	Sponsorship											
	TOTAL REVENUE (1)							\$12,570				
Part B	EXPENSE ITEMS		Expenses									
	Game Officials			\$1,050.00								
	Trophies			\$425.33								
	Travel for Participating Teams											
	Other Itemized Expenses approved by majority vote of schools in tournament (provide separate listing or list on back of this form)			\$3,508.80								
TOTAL EXPENSES (2)							\$4984.13					
Part C	Net Profit (Part A (1) minus Part B (2) total)							\$7585.87				
Part D	Allowance to Host School - Maximum 15% for rental and incidental expenses unless otherwise approved by majority vote											
Part E	Profit Subject to Division by Schools (Part C minus Part D)							\$7585.87				

LIST BELOW INDIVIDUAL AMOUNTS FOR DISTRICT TOURNAMENT NET PROFITS FROM PART E ABOVE, NOT INCLUDING TRAVEL EXPENSES

School	Amount	School	Amount
Eminence	1896.47+450=2346.47		
Shelby Co.	1896.47		
Spencer Co.	1896.47		
Anderson Co.	1896.46		

PAID ATTENDANCE BY SESSIONS (Tickets Sold NOT money received)

BOYS		GIRLS		COMBINED	
Session	Paid	Session	Paid	Session	Paid
1				1	404
2				2	646
3				3	1464
4					
5					
6					
7					
Total		Total		Total	2514

**** NOTE ** IF ANY OTHER PLAN FOR THE DIVISION OF TOURNAMENT RECEIPTS IS USED, A MAJORITY VOTE OF THE PARTICIPATING SCHOOLS MUST BE OBTAINED, DOCUMENTED, AND SENT TO THE KHSAA.**

D *OWNTC* *Fields by E.MAIL*
McDay
 MANAGER

Anderson County High School
 SCHOOL

502-839-5118
 DAYTIME PHONE



KHSAA District Basketball Tournament Financial Report
 (return one copy to KHSAA by published deadlines. File separate reports if Girls and Boys Tournaments are held separately)

KHSAA Form BK105
Rev 01/06

District # 31 Boys Girls Combined Held at Gallatin Co Dates 2/27-3/3/06

Part A	REVENUE ITEMS	Price(s)	Receipts	Totals
	Ticket Sales	5.00	10715.00	
	Broadcasting		0	
	Sponsorship		0	
	TOTAL REVENUE (1)			10715.00
Part B	EXPENSE ITEMS		Expenses	
	Game Officials		1088.00	
	Trophies		225.00	
	Travel for Participating Teams		0	
	Other Itemized Expenses approved by majority vote of schools in tournament (provide separate listing or list on back of this form)		11620.00	
	TOTAL EXPENSES (2)			2483.00
Part C	Net Profit (Part A (1) minus Part B (2) total)			8232.00
Part D	Allowance to Host School - Maximum 15% for rental and incidental expenses unless otherwise approved by majority vote			
Part E	Profit Subject to Division by Schools (Part C minus Part D)			

LIST BELOW INDIVIDUAL AMOUNTS FOR DISTRICT TOURNAMENT NET PROFITS FROM PART E ABOVE, NOT INCLUDING TRAVEL EXPENSES

School	Amount	School	Amount
Gallatin County	2058.00		
Carroll County	2058.00		
Owen County	2058.00		
Henry County	2058.00		

PAID ATTENDANCE BY SESSIONS (Tickets Sold NOT money received)

BOYS		GIRLS		COMBINED	
Session	Paid	Session	Paid	Session	Paid
1				1	2915.00
2				2	1750.00
3				3	3320.00
4				4	2730.00
5					
6					
7					
Total		Total		Total	10715.00

**** NOTE ** IF ANY OTHER PLAN FOR THE DIVISION OF TOURNAMENT RECEIPTS IS USED, A MAJORITY VOTE OF THE PARTICIPATING SCHOOLS MUST BE OBTAINED, DOCUMENTED, AND SENT TO THE KHSAA.**

Linda Edmondson
MANAGER

Gallatin
SCHOOL

859-567-5860
DAYTIME PHONE



KHSAA District Basketball Tournament Financial Report
 (return one copy to KHSAA by published deadlines. File separate reports if Girls and Boys
 Tournaments are held separately)

KHSAA Form BK105
Rev 01/06

District # 32 Boys Girls Combined x Held at Walton-Verona High School Dates 2/27-3/4

Part A	REVENUE ITEMS	Price(s)	Receipts	Totals
	Ticket Sales	5.00	2159	
	Broadcasting			
	Sponsorship			
	TOTAL REVENUE (1)			10795.00
Part B	EXPENSE ITEMS		Expenses	
	Game Officials			
	Trophies			
	Travel for Participating Teams			
	Other Itemized Expenses approved by majority vote of schools in tournament (provide separate listing or list on back of this form)			
	TOTAL EXPENSES (2)			4086.99
Part C	Net Profit (Part A (1) minus Part B (2) total)			6708.01
Part D	Allowance to Host School - Maximum 15% for rental and incidental expenses unless otherwise approved by majority vote			
Part E	Profit Subject to Division by Schools (Part C minus Part D)			6708.01

LIST BELOW INDIVIDUAL AMOUNTS FOR DISTRICT TOURNAMENT NET PROFITS FROM PART E ABOVE, NOT INCLUDING TRAVEL EXPENSES

School	Amount	School	Amount
Walton-Verona High School	1677.00		
Simon Kenton High School	1677.00		
Williamstown High School	1637.01		
Grant County High School	1677.00		

PAID ATTENDANCE BY SESSIONS (Tickets Sold NOT money received)

BOYS		GIRLS		COMBINED	
Session	Paid	Session	Paid	Session	Paid
1	230	3	148		
2	465	4	324		
5	669	6	323		
Total	1364	Total	795	Total	

**** NOTE ** IF ANY OTHER PLAN FOR THE DIVISION OF TOURNAMENT RECEIPTS IS USED, A MAJORITY VOTE OF THE PARTICIPATING SCHOOLS MUST BE OBTAINED, DOCUMENTED, AND SENT TO THE KHSAA.**

Nancy Ryan
MANAGER

WALTON-VERONA
SCHOOL

859-485-7721
DAYTIME PHONE

32nd District Basketball Tournament 2006

Accounts Receivable	Money		# of Tickets Sold
February 27 (Boys 1 v 4)	\$1,150.00	Boys: Williamstown v. Simon Kenton	230
February 28 (Boys 2 v. 3)	\$2,325.00	Boys: Walton-Verona v. Grant County	465
March 1 (Girls 1 v. 4)	\$740.00	Girls: Williamstown v. Simon Kenton	148
March 2 (Girls 2 v 3)	\$1,620.00	Girls: Walton-Verona v. Grant County	324
March 3 (Boys Finals)	\$3,345.00	Boys: Grant County v. Simon Kenton	669
March 4 (Girls Finals)	\$1,615.00	Girls: Grant County v. Simon Kenton	323
Total Profits	\$10,795.00		
Accounts Payable			
Officials	\$1,094.00	Mon (\$186), Tues (186), Thur (186), Friday (186), 175 Sat & Wed	
Announcer	\$120.00	\$20 per game for 6 games	
Official Scorer	\$120.00	\$20 per game for 6 games	
Gate Workers (Pass & Gate)	\$240.00	\$20 per person & 2 people per game	
Tournament Manager	\$200.00		
Book Keeper	\$50.00		
Scoreboard Operator	\$120.00	\$20 per game for 6 games	
Basketballs & Nets	\$1,077.74	26 basketball @ 39.99 each / 4 nets at \$9.50	
District Meeting Expense	\$100.00		
Team Trophies	\$92.25		
Individual Trophies	\$222.00	From Trophy Awards (14)	
Athletic Trainer	\$150.00	\$25 per game for 6 games	
Program Expense	\$125.00		
Hospitality Room Expense	\$200.00		
Banners	\$176.00	Voted on by participating schools principals.	
Total Expenses	\$4,086.99		
Total Profit/Loss	\$6,708.01		
Profit/Loss Per School	\$1,677.00		
Walton-Verona	\$1,677.00		
Grant County	\$1,637.01	Less Money for B-ball for Boston Howe	
Williamstown	\$1,677.00		
Simon Kenton	\$1,677.00		



KHSAA District Basketball Tournament Financial Report
 (return one copy to KHSAA by published deadlines. File separate reports if Girls and Boys
 Tournaments are held separately)

KHSAA Form BK105
Rev 01/06

District # 33 Boys Girls Combined Held at ST. HENRY Dates 2/27-3/4

Part A	REVENUE ITEMS	Price(s)	Receipts	Totals
	Ticket Sales	5+3	8626.00	
	Broadcasting		0	
	Sponsorship		0	
	TOTAL REVENUE (1)			8626.00
Part B	EXPENSE ITEMS		Expenses	
	Game Officials			
	Trophies			
	Travel for Participating Teams			
	Other Itemized Expenses approved by majority vote of schools in tournament (provide separate listing or list on back of this form)			
	TOTAL EXPENSES (2)			3728.21
Part C	Net Profit (Part A (1) minus Part B (2) total)			4897.79
Part D	Allowance to Host School - Maximum 15% for rental and incidental expenses unless otherwise approved by majority vote			734.66
Part E	Profit Subject to Division by Schools (Part C minus Part D)			4163.13

LIST BELOW INDIVIDUAL AMOUNTS FOR DISTRICT TOURNAMENT NET PROFITS FROM PART E ABOVE, NOT INCLUDING TRAVEL EXPENSES

School	Amount	School	Amount
BOONE Co.	785.82	ST HENRY	863.82
CONNOR	759.82		
HERITAGE	933.82		
RYLE	819.82		

PAID ATTENDANCE BY SESSIONS (Tickets Sold NOT money received)

BOYS			GIRLS			COMBINED	
Session	Paid		Session	Paid		Session	Paid
1	112						
2				87			
3	769						
4				368			
5	578						
6				330			
7							
Total	1459		Total	785		Total	

**** NOTE ** IF ANY OTHER PLAN FOR THE DIVISION OF TOURNAMENT RECEIPTS IS USED, A MAJORITY VOTE OF THE PARTICIPATING SCHOOLS MUST BE OBTAINED, DOCUMENTED, AND SENT TO THE KHSAA.**

W. Daugherty
MANAGER

St Henry
SCHOOL

859-525-5847
DAYTIME PHONE

**33RD DISTRICT BASKETBALL
FINANCIAL REPORT**

Gate Receipts: \$8,626.00
See Attachment

Expenses:

Officials 8 games @ \$55.00 x 3	\$1,320.00
Police	\$ 200.00
Trophies	\$ 92.25
All-Tournament/MVP Plaques	\$ 184.00
Game Balls	\$ 81.96
Gate Workers	\$ 500.00
Scorer, Timer, Announcer	\$ 750.00
Certified Trainer	\$ 250.00
Tournament Mgr.	\$ 200.00
Custodian	\$ 150.00

Total expenses: \$3,728.21

Net Profit \$4,897.79

15% to Host School \$ 734.66

Amount divided by district schools \$4,163.13

Boone County	832.62 - 148band + 101.20band share = \$785.82
Conner	832.62 - 174band + 101.20band share = \$759.82
Heritage	832.62 - 0 band + 101.20band share = \$933.82
Ryle	832.62 - 114band + 101.20band share = \$819.82
St. Henry	832.62 - 70band + 101.20band share = \$863.82

33rd District Financial Report

Monday 2/27/06

60 students @ \$3.00 =	\$180.00
52 adults @ \$5.00 =	\$260.00
total	\$440.00

Tuesday 2-28-06

33 students @ \$3.00 =	\$99.00
54 adults @ \$5.00 =	\$270.00
total	\$369.00

Wednesday 3-1-06

503 students @ \$3.00 =	\$1,509.00
266 adults @ 5.00 =	\$1,330.00
total	\$2,839.00

Thursday 3-2-06

169 students @ \$3.00 =	\$507.00
199 adults @ \$5.00 =	\$995.00
total	\$1,502.00

Friday 3-3-306

359 students @ \$3.00 =	\$1077.00
219 adults @ \$5.00 =	\$ 1095.00
total	\$2,172.00

Saturday 3-4-06

173 students @ \$3.00 =	\$519.00
157 adults @ \$5.00 =	\$785.00
total	\$1304.00

Gate Total	\$8626.00
------------	-----------



KHSAA District Basketball Tournament Financial Report
 (return one copy to KHSAA by published deadlines. File separate reports if Girls and Boys
 Tournaments are held separately)

KHSAA Form BK106
 Rev 01/06

District # 34 Boys Girls Combined x Held at Dixie Heights Dates 2/27-3/3/

Part A	REVENUE ITEMS	Price(s)	Receipts	Totals
	Ticket Sales		\$5,278.00	
	Broadcasting			
	Sponsorship			
	TOTAL REVENUE (1)			\$5,278.00
Part B	EXPENSE ITEMS		Expenses	
	Game Officials		\$990.00	
	Trophies		\$92.25	
	Travel for Participating Teams			
	Other Itemized Expenses approved by majority vote of schools in tournament (provide separate listing or list on back of this form)		\$994.80	
	TOTAL EXPENSES (2)			\$2077.05
Part C	Net Profit (Part A (1) minus Part B (2) total)			\$3200.95
Part D	Allowance to Host School - Maximum 15% for rental and incidental expenses unless otherwise approved by majority vote		\$480.14	
Part E	Profit Subject to Division by Schools (Part C minus Part D)			\$2720.81

LIST BELOW INDIVIDUAL AMOUNTS FOR DISTRICT TOURNAMENT NET PROFITS FROM PART E ABOVE, NOT INCLUDING TRAVEL EXPENSES

School	Amount	School	Amount
Dixie Heights	\$1160.34		
Lloyd Memorial	\$680.20		
Ludlow	\$680.20		
Villa Madonna	\$680.20		

PAID ATTENDANCE BY SESSIONS (Tickets Sold NOT money received)

BOYS		GIRLS		COMBINED	
Session	Paid	Session	Paid	Session	Paid
1				1	384
2				2	355
3				3	357
4				4	212
5					
6					
7					
Total		Total		Total	1308

**** NOTE ** IF ANY OTHER PLAN FOR THE DIVISION OF TOURNAMENT RECEIPTS IS USED, A MAJORITY VOTE OF THE PARTICIPATING SCHOOLS MUST BE OBTAINED, DOCUMENTED, AND SENT TO THE KHSAA.**

Tom Spritzky
 MANAGER

Dixie Heights
 SCHOOL

859-426-4902
 DAYTIME PHONE



KHSAA District Basketball Tournament Financial Report
(return one copy to KHSAA by published deadlines. File separate reports if Girls and Boys Tournaments are held separately)

District # 35 Boys X Girls _____ Combined _____ Held at Cov. Holy Cross Dates 2/27-3-3

Part A	REVENUE ITEMS	Price(s)	Receipts	Totals
	Ticket Sales	\$5 & \$3		
	Broadcasting			
	Sponsorship			
	TOTAL REVENUE (1)			\$6650.00
Part B	EXPENSE ITEMS		Expenses	
	Game Officials			
	Trophies			
	Travel for Participating Teams			
	Other Itemized Expenses approved by majority vote of schools in tournament (provide separate listing or list on back of this form)		On Back	
	TOTAL EXPENSES (2)			\$1573.21
Part C	Net Profit (Part A (1) minus Part B (2) total)			\$5076.79
Part D	Allowance to Host School - Maximum 15% for rental and incidental expenses unless otherwise approved by majority vote		\$761.51	
Part E	Profit Subject to Division by Schools (Part C minus Part D)			\$4315.28

LIST BELOW INDIVIDUAL AMOUNTS FOR DISTRICT TOURNAMENT NET PROFITS FROM PART E ABOVE, NOT INCLUDING TRAVEL EXPENSES

School	Amount	School	Amount
Holy Cross	\$1078.82		
Cov. Cath	\$1078.82		
Holmes	\$1078.82		
Beechwood	\$1078.82		

PAID ATTENDANCE BY SESSIONS (Tickets Sold NOT money received)

BOYS		GIRLS		COMBINED	
Session	Paid	Session	Paid	Session	Paid
1					
2					
3					
4					
5					
6					
7					
Total		Total		Total	

**** NOTE ** IF ANY OTHER PLAN FOR THE DIVISION OF TOURNAMENT RECEIPTS IS USED, A MAJORITY VOTE OF THE PARTICIPATING SCHOOLS MUST BE OBTAINED, DOCUMENTED, AND SENT TO THE KHSAA.**

Cory Miller
MANAGER

Cov. Holy Cross
SCHOOL

859-431-1335
DAYTIME PHONE

EXPENSES

OFFICIALS → \$ 495.00

TROPHIES → \$ 118.21

TIMER → \$ 90.00

SCORER → \$ 120.00

PA → \$ 90.00

SECURITY → \$ 600.00

TRAINER → \$ 60.00

\$ 1573.21



KHSAA District Basketball Tournament Financial Report
 (return one copy to KHSAA by published deadlines. File separate reports if Girls and Boys
 Tournaments are held separately)

KHSAA Form BK105
Rev 01/06

District # 35 Boys _____ Girls X Combined _____ Held at Cov. Holy Cross Dates 3/1-3/4

Part A	REVENUE ITEMS	Price(s)	Receipts	Totals
	Ticket Sales	\$5&\$3		
	Broadcasting			
	Sponsorship			
	TOTAL REVENUE (1)			\$2691
Part B	EXPENSE ITEMS		Expenses	
	Game Officials			
	Trophies			
	Travel for Participating Teams			
	Other itemized Expenses approved by majority vote of schools in tournament (provide separate listing or list on back of this form)		On Back	
	TOTAL EXPENSES (2)			\$1273.04
Part C	Net Profit (Part A (1) minus Part B (2) total)			\$1417.96
Part D	Allowance to Host School - Maximum 15% for rental and incidental expenses unless otherwise approved by majority vote		\$212.69	
Part E	Profit Subject to Division by Schools (Part C minus Part D)			\$1205.27

LIST BELOW INDIVIDUAL AMOUNTS FOR DISTRICT TOURNAMENT NET PROFITS FROM PART E ABOVE, NOT INCLUDING TRAVEL EXPENSES

School	Amount	School	Amount
Holy Cross	\$301.31		
Notre Dame	\$301.31		
Holmes	\$301.31		
Beechwood	\$301.31		

PAID ATTENDANCE BY SESSIONS (Tickets Sold NOT money received)

BOYS			GIRLS			COMBINED		
Session	Paid		Session	Paid		Session	Paid	
1								
2								
3								
4								
5								
6								
7								
Total			Total			Total		

**** NOTE ** IF ANY OTHER PLAN FOR THE DIVISION OF TOURNAMENT RECEIPTS IS USED, A MAJORITY VOTE OF THE PARTICIPATING SCHOOLS MUST BE OBTAINED, DOCUMENTED, AND SENT TO THE KHSAA.**

Cory Miller
MANAGER

Cov. Holy Cross
SCHOOL

859-431-1335
DAYTIME PHONE

EXPENSES

OFFICIALS → \$495.00
TROPHIES → \$118.04
TIMER → \$90.00
SCORER → \$120.00
PA → \$90.00
SECURITY → \$300.00
TRAINER → \$60.00

\$1273.04



KHSAA District Basketball Tournament: Financial Report
 Return the 1007 to KHSAA by published deadline. For details see reports of Girls and Boys Tournaments are held each year.

KHSAA Form 57105
Rev. 11.08

District # 37 Boys _____ Girls _____ Combined Held at Campbell County Middle School Dates 2/27-3/1

Part	Item	Receipts	Expenses	Totals
Part A	REVENUE ITEMS			
	Ticket Sales	5.00	9130.00	
	Broadcasting			
	Sponsorship			
	TOTAL REVENUE (1)			9130.00
Part B	EXPENSE ITEMS			
	Game Officials		1305.90	
	Trophies		326.50	
	Travel for Participating Teams			
	Other Itemized Expenses approved by majority vote of schools in tournament (provide separate listing or list on back of this form)		1765.00	
	TOTAL EXPENSES (2)			3397.40
Part C	Net Profit (Part A (1) minus Part B (2) total)			5732.60
Part D	Allowance to Host School - Maximum 15% for rental and incidental expenses unless otherwise approved by majority vote		1000.00	
Part E	Profit Subject to Division by Schools (Part C minus Part D)			4732.60

LIST BELOW INDIVIDUAL AMOUNTS FOR DISTRICT TOURNAMENT NET PROFITS FROM PART E ABOVE, NOT INCLUDING TRAVEL EXPENSES

School	Amount	School	Amount
Bishop Brassart	1051.68	Scott	1051.68
Calvary Christian	1051.68	Silver Grove	525.88
Campbell County	1051.68		

PAID ATTENDANCE BY SESSIONS (Tickets Sold NOT money received)

BOYS		GIRLS		COMBINED	
Session	Paid	Session	Paid	Session	Paid
1				108	5.00
2				464	5.00
3				316	5.00
4				550	5.00
5				398	5.00
6					
7					
Total		Total		Total	1826

**** NOTE ** IF ANY OTHER PLAN FOR THE DIVISION OF TOURNAMENT RECEIPTS IS USED, A MAJORITY VOTE OF THE PARTICIPATING SCHOOLS MUST BE OBTAINED, DOCUMENTED, AND SENT TO THE KHSAA.**

Paul Jones
MANAGER

Campbell County High School
SCHOOL

(859) 635-4161
DAYTIME PHONE

KHSAA District Basketball Tournament Financial Report.

Cont. from p. 1

Press Table	315.00
Police	450.00
Clean up	200.00
Tournament Managers	200.00
Hospitality Room	400.00
Trainer	200.00

total 1765.00



KHSAA District Basketball Tournament Financial Report
 (return one copy to KHSAA by published deadlines. File separate reports if Girls and Boys
 Tournaments are held separately)

KHSAA Form BK105
Rev 01/06

District # **38** Boys Girls Combined **x** Held at **Harrison County** Dates **3/27,28 - 4/2,3**

Part A	REVENUE ITEMS	Price(s)	Receipts	Totals
	Ticket Sales	\$5.00	\$19,465.00	
	Broadcasting			
	Sponsorship			
	TOTAL REVENUE (1)			\$19,465.00
Part B	EXPENSE ITEMS		Expenses	
	Game Officials		\$1,136.40	
	Trophies		\$95.02	
	Travel for Participating Teams		\$408.00	
	Other Itemized Expenses approved by majority vote of schools in tournament (provide separate listing or list on back of this form)		\$3,905.00	
	TOTAL EXPENSES (2)			\$5,544.42
Part C	Net Profit (Part A (1) minus Part B (2) total)			\$13,920.58
Part D	Allowance to Host School - Maximum 15% for rental and incidental expenses unless otherwise approved by majority vote		X	
Part E	Profit Subject to Division by Schools (Part C minus Part D)			\$13,920.58

LIST BELOW INDIVIDUAL AMOUNTS FOR DISTRICT TOURNAMENT NET PROFITS FROM PART E ABOVE, NOT INCLUDING TRAVEL EXPENSES

School	Amount	School	Amount
Deming	\$3,480.15		
Harrison Co.	\$3,480.15		
Nicholas Co.	\$3,480.15		
Pendleton Co.	\$3,480.15		

PAID ATTENDANCE BY SESSIONS (Tickets Sold NOT money received)

BOYS			GIRLS			COMBINED		
Session	Paid		Session	Paid		Session	Paid	
1							703	
2							1,662	
3							966	
4							562	
5								
6								
7								
Total			Total			Total	3893	

**** NOTE ** IF ANY OTHER PLAN FOR THE DIVISION OF TOURNAMENT RECEIPTS IS USED, A MAJORITY VOTE OF THE PARTICIPATING SCHOOLS MUST BE OBTAINED, DOCUMENTED, AND SENT TO THE KHSAA.**

Mac Whitaker / Robert Barr
MANAGER

Harrison County
SCHOOL

859-234-7108
DAYTIME PHONE

2006 38th District girls & Boys Basketball Financial Report

Officials: \$50.00 each plus mileage - 3 per game

Girls	Mike Acres \$165	Boys	Ken Catron \$240.00
	Charlie Burk \$165.00		Mark Johnston \$165.00
	Phillip Smith \$236.40		Kevin Smith \$165.00
Total \$1136.40			

Scorer- \$60.00
 Timer- \$60.00
 P.A. - \$40.00
 Total \$160.00

Allowance- Host - \$500.00 Deming

Tournament Managers - \$100.00 per night
 Total: \$400.00

Trophies & Awards: Boys- \$47.51 Girls- \$47.51
 Total: \$95.02

Security: School:
 Sheriff:
 City:
 Total \$870.00

Gate Workers: Front Gate: (North) Back Gate: (South)
 Tourney Total: \$600

Clean-Up	Monday	Tuesday	Thursday	Friday
Total: \$775.00	\$200.00	\$300.00	\$150.00	\$125.00

Team Travel	Boys Trips	Girls Trips
Deming	2 @ 50 / \$100	1 @ 50 / \$50
Pendleton	2 @ 48 / \$92	1 @ 46 / \$46
Nicholas	1 @ 40 / \$40	2 @ 40 / \$80
Total: \$408.00		

Trainer:	Monday	Tuesday	Thursday	Friday
Total \$100.00				

Hospitality:	Monday	Tuesday	Thursday	Friday
Total: \$200.00				

Bookkeeper: \$80.00 - (\$20.00) per night

Miscellaneous: District Meeting Food Tray / Phone calls / Passes printed / etc. \$62.10

Basketballs:	Total: \$70.00		
scorebooks	\$10	nets	\$30
cooper wholesale		\$27.90	
Total:	\$200.00		

Grand Total: \$5,544.42

School	Share	Host / Share	Travel	Tickets Charged @ Gate	Net Share
Deming	\$3,480.15	\$600.00	\$150.00		\$4,130.15
Harrison	\$3,480.15		\$0.00		\$3,480.15
Nicholas	\$3,480.15		\$120.00		\$3,600.15
Pendleton	\$3,480.15		\$138.00	19 @ \$5 = \$95	\$3,523.15



KHSAA District Basketball Tournament Financial Report
 (return one copy to KHSAA by published deadlines. File separate reports if Girls and Boys Tournaments are held separately)

KHSAA Form BK105
Rev 01/06

District # 39 Boys Girls Combined Held at BRACKEN CO. H.S. Dates 2/27, 2/28, 3/2

Part A	REVENUE ITEMS	Price(s)	Receipts	Totals
	Ticket Sales		9995.00	
	Broadcasting		0	
	Sponsorship		0	
	TOTAL REVENUE (1)			9995.00
Part B	EXPENSE ITEMS		Expenses	
	Game Officials		1251.00	
	Trophies		94.85	
	Travel for Participating Teams		320.00	
	Other Itemized Expenses approved by majority vote of schools in tournament (provide separate listing or list on back of this form).		TO BE INCURRED THROUGH HOST ALLOWANCE	
	TOTAL EXPENSES (2)			1665.85
Part C	Net Profit (Part A (1) minus Part B (2) total)			8329.15
Part D	Allowance to Host School - Maximum 15% for rental and incidental expenses unless otherwise approved by majority vote		1800.00	
Part E	Profit Subject to Division by Schools (Part C minus Part D)			6529.15

LIST BELOW INDIVIDUAL AMOUNTS FOR DISTRICT TOURNAMENT NET PROFITS FROM PART E ABOVE, NOT INCLUDING TRAVEL EXPENSES

School	Amount	School	Amount
AUGUSTA	1632.29		
BRACKEN	1632.28		
MASON	1632.29		
ST. PAT	1632.29		

PAID ATTENDANCE BY SESSIONS (Tickets Sold NOT money received)

BOYS		GIRLS		COMBINED	
Session	Paid	Session	Paid	Session	Paid
1				1	648
2				2	544
3				3	807
4					
5					
6					
7					
Total		Total		Total	1999

**** NOTE ** IF ANY OTHER PLAN FOR THE DIVISION OF TOURNAMENT RECEIPTS IS USED, A MAJORITY VOTE OF THE PARTICIPATING SCHOOLS MUST BE OBTAINED, DOCUMENTED, AND SENT TO THE KHSAA.**

Robert Hammond
MANAGER

BRACKEN CO. HIGH SCHOOL

606-735-3153
DAYTIME PHONE



KHSAA District Basketball Tournament Financial Report
 (return one copy to KHSAA by published deadlines. File separate reports if Girls and Boys
 Tournaments are held separately)

KHSAA Form BK105
Rev 01/06

District # 40 Boys Girls x Combined Held at Montgomery County Dates Mar 1 & 3

Part A	REVENUE ITEMS	Price(s)	Receipts	Totals
	Ticket Sales	6.00/5.00	\$4434.00	
	Broadcasting			
	Sponsorship			
	TOTAL REVENUE (1)			\$4434.00
Part B	EXPENSE ITEMS		Expenses	
	Game Officials		\$549.00	
	Trophies		\$252.34	
	Travel for Participating Teams			
	Other Itemized Expenses approved by majority vote of schools in tournament (provide separate listing or list on back of this form)			
	TOTAL EXPENSES (2)			\$2293.00
Part C	Net Profit (Part A (1) minus Part B (2) total)			\$2141.00
Part D	Allowance to Host School - Maximum 15% for rental and incidental expenses unless otherwise approved by majority vote			
Part E	Profit Subject to Division by Schools (Part C minus Part D)			\$2141.00

LIST BELOW INDIVIDUAL AMOUNTS FOR DISTRICT TOURNAMENT NET PROFITS FROM PART E ABOVE, NOT INCLUDING TRAVEL EXPENSES

School	Amount	School	Amount
Bourbon County	\$535.25		
Clark County	\$535.25		
Montgomery County	\$535.25		
Paris High	\$535.25		

PAID ATTENDANCE BY SESSIONS (Tickets Sold NOT money received)

BOYS		GIRLS		COMBINED	
Session	Paid	Session	Paid	Session	Paid
1		March 1, 06	404		
2		March 3, 06	402		
3					
4					
5					
6					
7					
Total		Total	806	Total	

**** NOTE ** IF ANY OTHER PLAN FOR THE DIVISION OF TOURNAMENT RECEIPTS IS USED, A MAJORITY VOTE OF THE PARTICIPATING SCHOOLS MUST BE OBTAINED, DOCUMENTED, AND SENT TO THE KHSAA.**

Phil Rison
MANAGER

Montgomery County
SCHOOL

859-497-8707
DAYTIME PHONE

40th District Girls
March 1-3, 2006

Receipts:

	<u>Passes</u>	<u>Ticket Sold</u>	<u>Receipts</u>
3-1-06	241	404 @ \$6.00	\$2424.00
3-3-06	133	402 @ \$5.00	\$2010.00
		Total	\$4434.00

Expenses:

Hospitality	\$150.00
Custodians	\$281.66
Gate Workers	\$225.00
Officials/Mileage	\$549.00
Parking	\$200.00
Press Row (Timer/PA/Scorer)	\$135.00
Security/Police	\$200.00
Tournament Manager	\$200.00
Trainer	\$100.00
Trophies	\$252.34
Total Expenses	\$2293.00

District 40 – Boys Tournament Reconciliation

Revenue	2/27	\$1460.00 (292 tickets)
	2/28	\$2685.00 (537 tickets)
	3/2	\$3390.00 (678 tickets)

total \$7535.00

Expenses	Referees	\$450.00
	Referee Mileage	\$108.00
	Tournament Mgr.	\$200.00
	Game Workers	\$135.00 (clock, scorer, announcer)
	Security	\$200.00
	Trainer	\$150.00
	Hospitality	\$150.00
	Team Trophy	\$ 47.51
	Individual Trophies	\$205.00

total \$1645.51

Pass Gate = pass list and/or team list

	2/27	2/28	3/2
Paris	4	6	5
Bourbon	13(team)	16	1
Montgomery		6	13
Clark	34(+14)	10	40(+20)
Other acceptable passes (KHSCA, Spouse, etc.)			
	10	13	22

Shares for participating schools =

$$\$7535.00 - \$1645.00 = \$5890.00 - 4 = \$1472.50$$

Bourbon County = \$1472.50

Clark County = \$1472.50 - \$170.00 (overage on passes) = \$1302.50

Montgomery County = \$1472.50

Paris High = \$1472.50

Submitted by: Kathy Johnston, Tournament Manager





KHSAA District Basketball Tournament Financial Report
 (return one copy to KHSAA by published deadlines. File separate reports if Girls and Boys
 Tournaments are held separately)

KHSAA Form BK105
 Rev 01/06

District # 41 Boys 41 Girls _____ Combined x Held at Western Hills High School Dates _____

Part A	REVENUE ITEMS	Price(s)	Receipts	Totals
	Ticket Sales	6.00 A 5.00 S	13063.00	
	Broadcasting		175.00	
	Sponsorship		13238	
	TOTAL REVENUE (1)			13238.00
Part B	EXPENSE ITEMS		Expenses	
	Game Officials		1071	
	Trophies		185	
	Travel for Participating Teams		n/a	
	Other Itemized Expenses approved by majority vote of schools in tournament (provide separate listing or list on back of this form)		3342	
	TOTAL EXPENSES (2)			4598
Part C	Net Profit (Part A (1) minus Part B (2) total)			8690
Part D	Allowance to Host School - Maximum 15% for rental and incidental expenses unless otherwise approved by majority vote		n/a	
Part E	Profit Subject to Division by Schools (Part C minus Part D)			8690

LIST BELOW INDIVIDUAL AMOUNTS FOR DISTRICT TOURNAMENT NET PROFITS FROM PART E ABOVE, NOT INCLUDING TRAVEL EXPENSES

School	Amount	School	Amount
Woodford County	2160		
Franklin County	2160		
Frankfort High	2160		
Western Hills	2160		

PAID ATTENDANCE BY SESSIONS (Tickets Sold NOT money received)

BOYS		GIRLS		COMBINED	
Session	Paid	Session	Paid	Session	Paid
1				396 A 338 S	2370 1690
2				325 A 332 S	1950 1660
3				417 A 578 S	2502 2090
4					
5					
6					
7					
Total		Total		Total	13063

**** NOTE ** IF ANY OTHER PLAN FOR THE DIVISION OF TOURNAMENT RECEIPTS IS USED, A MAJORITY VOTE OF THE PARTICIPATING SCHOOLS MUST BE OBTAINED, DOCUMENTED, AND SENT TO THE KHSAA.**

Jenny McCarty
 MANAGER

Western Hills
 SCHOOL

502-875-8400
 DAYTIME PHONE

District Tourney Itemized Expenses

Trophies -- Cheer and All Tournament Team	269.00
District Meal	418.50
Security	720.00
Cheer Judge	150.00
Gate Workers	520.00
Announcer	175.00
Book	175.00
Clock	175.00
T-Shirts -- District Winner	300.00
Hospitality	155.16
Game Balls and Nets	83.85
Tourney Manager	200.00
Total:	3341.51



KHSAA District Basketball Tournament Financial Report
 (return one copy to KHSAA by published deadlines. File separate reports if Girls and Boys
 Tournaments are held separately)

KHSAA Form BK105
Rev 01/06

District # 42 Boys Girls Combined Held at Henry Clay High School Dates 2/28/06, 3/1/06, and 3/3/06

Part A	REVENUE ITEMS	Price(s)	Receipts	Totals
	Ticket Sales	\$5.00	\$17,265.00	
	Broadcasting			
	Sponsorship			
	TOTAL REVENUE (1)			\$17,265.00
Part B	EXPENSE ITEMS		Expenses	
	Game Officials		\$1,474.10	
	Trophies		92.25	
	Travel for Participating Teams			
	Other Itemized Expenses approved by majority vote of schools in tournament (provide separate listing or list on back of this form) – LAW ENFORCEMENT		669.42	
	TOTAL EXPENSES (2)			\$2,235.77
Part C	Net Profit (Part A (1) minus Part B (2) total)			\$15,029.23
Part D	Allowance to Host School - Maximum 15% for rental and incidental expenses unless otherwise approved by majority vote – ONE OUT OF FIVE SHARES APPROVED		\$3,005.84	
Part E	Profit Subject to Division by Schools (Part C minus Part D)			\$12,023.39

LIST BELOW INDIVIDUAL AMOUNTS FOR DISTRICT TOURNAMENT NET PROFITS FROM PART E ABOVE, NOT INCLUDING TRAVEL EXPENSES

School	Amount	School	Amount
Bryan Station High School	\$3,005.85		
Henry Clay High School	\$3,005.84		
Sayre School	\$3,005.85		
Scott County High School	\$3,005.85		

PAID ATTENDANCE BY SESSIONS (Tickets Sold NOT money received)

BOYS		GIRLS		COMBINED	
Session	Paid	Session	Paid	Session	Paid
1				1	519
2				2	1,130
3				3	1,804
4					
5					
6					
7					
Total		Total		Total	3,453

**** NOTE ** IF ANY OTHER PLAN FOR THE DIVISION OF TOURNAMENT RECEIPTS IS USED, A MAJORITY VOTE OF THE PARTICIPATING SCHOOLS MUST BE OBTAINED, DOCUMENTED, AND SENT TO THE KHSAA.**

Becky Bushong
MANAGER

Henry Clay High School
SCHOOL

(859) 381-3423
DAYTIME PHONE



KHSAA District Basketball Tournament Financial Report
 (return one copy to KHSAA by published deadlines. File separate reports if Girls and Boys
 Tournaments are held separately)

KHSAA Form BK105
Rev 01/06

District # 43 Boys Girls Combined Held at Lafayette High School Dates 2-27, 2-28
 3-1, 3-3
 2006

Part A	REVENUE ITEMS	Price(s)	Receipts	Totals
	Ticket Sales	\$5.00	\$19,380.00	
	Broadcasting		N/A	
	Sponsorship		N/A	
	TOTAL REVENUE (1)			\$19,380.00
Part B	EXPENSE ITEMS		Expenses	
	Game Officials		\$1,644.00	
	Trophies		\$92.25	
	Travel for Participating Teams		N/A	
	Other Itemized Expenses approved by majority vote of schools in tournament (provide separate listing or list on back of this form)		\$3,563.74	
	TOTAL EXPENSES (2)			\$5,300.69
Part C	Net Profit (Part A (1) minus Part B (2) total)			\$14,079.31
Part D	Allowance to Host School - Maximum 15% for rental and incidental expenses unless otherwise approved by majority vote			N/A
Part E	Profit Subject to Division by Schools (Part C minus Part D)			\$14,079.31

LIST BELOW INDIVIDUAL AMOUNTS FOR DISTRICT TOURNAMENT NET PROFITS FROM PART E ABOVE, NOT INCLUDING TRAVEL EXPENSES

School	Amount	School	Amount
Lafayette	\$4,693.10	Tates Creek	\$2,346.55
Lexington Catholic	\$2,346.55		
Lexington Christian Acad.	\$2,346.55		
P.L. Dunbar	\$2,346.55		

PAID ATTENDANCE BY SESSIONS (Tickets Sold NOT money received)


BOYS		GIRLS		COMBINED	
Session	Paid	Session	Paid	Session	Paid
1				Mon. 2-27	724
2				Tues 2-28	1182
3				Thurs 3-1	658
4				Friday 3-3	1312
5					
6					
7					
Total		Total		Total	3876

**** NOTE ** IF ANY OTHER PLAN FOR THE DIVISION OF TOURNAMENT RECEIPTS IS USED, A MAJORITY VOTE OF THE PARTICIPATING SCHOOLS MUST BE OBTAINED, DOCUMENTED, AND SENT TO THE KHSAA.**

Michael Wlosinski
MANAGER

Lafayette
SCHOOL

859-381-3474
DAYTIME PHONE



Eastern Kentucky University

Athletic Department
115 Alumni Coliseum
Richmond, Kentucky
859-622-3654
859-622-5108 (Fax)

FAX COVER SHEET

Fax To: Maxsha Day

Fax #: 859-293-5999

- From:
- Mark Sandy, Director of Athletics
 - Corey Bray, Assistant AD
 - Dan McBride, Assistant AD
 - Dwight Merrillatt, Assistant AD
 - David Parke, Business Manager
 - Brett Sanders, Interim Ticket Manager
 - Treka Adams, Colonel Club
 - Chris Hafling, Mkt. & Promotions
 - Josh Merkel, Men's Basketball
 - David Boyden, Men's Basketball
 - Laphelia Doss, Women's Basketball
 - Curtis Metten, Women's Basketball
 - Dale Wellman, Men's Basketball
 - Simon Gray, Assistant AD

- Tracy Scott, Assistant AD/SWA
- Mike Warren, Athletic Training
- Lynn Tyler, Administrative Assistant
- Elvis Dominguez, Baseball
- John Corbin, Baseball
- Scott Pickens, Baseball
- Jeff Neubauer, Men's Basketball
- Ted Hotaling, Men's Basketball
- Larry Jo Inman, Women's Basketball
- Jennifer Anderson Sledge, Women's Basketball
- Lori Duncan, Volleyball
- Mary Lee Keranko, Volleyball
- Lance Von Vogt, Men's Basketball
- Other: _____

Telephone # _____

Date: 4-3-06

Pages (including cover): _____

Re: _____

Notes: Handwritten: District Financial Report - Combined Bysp

KHSAA DISTRICT BASKETBALL TOURNAMENT FINANCIAL REPORT -- 2006

(A) REVENUE:	RECEIPTS	TOTALS
TICKET SALES:	\$17,070.00	
BROADCASTING:	\$0.00	
SPONSORSHIP:	\$0.00	
TOTAL REVENUE:	\$17,070.00	\$17,070.00

(B) EXPENSE ITEMS:

GAME OFFICIALS:	\$1,083.00	
TROPHIES:	\$696.17	
ESCROW:	\$0.00	
WORKERS:	\$1,770.00	
RENTAL:	\$1,200.00	
HOSPITALITY:	\$500.00	
TOTAL EXPENSES:	\$5,249.17	\$5,249.17

(C) NET PROFIT: **\$11,820.83**

(D) HOST SCHOOL: **\$0.00**
 (MAXIMUM OF 15% UNLESS VOTED ON BY MAJORITY)
TOTAL: **\$0.00**

(E) PROFIT SUBJECT TO DIVISION BY SCHOOLS:

1. BERA	\$2,955.00
2. MADISON CENTRAL	\$2,955.00
3. MADISON SOUTHERN	\$2,955.00
4. MODEL	\$2,955.00
TOTAL:	\$11,820.00

PAID ATTENDANCE BY SESSIONS

	BOYS---PAID	GIRLS---PAID	COMBINED---PAID
1.			1530
2.			542
3.			1342
4.			
5.			
6.			
7.			
TOTALS:	0	0	3414



KHSAA District Basketball Tournament Financial Report
 (return one copy to KHSAA by published deadlines. File separate reports if Girls and Boys
 Tournaments are held separately)

KHSAA Form BK 105
Rev 01/06

District # 45 Boys Girls Combined Held at Danville High School Dates 2/27-3/3

Part A	REVENUE ITEMS	Price(s)	Receipts	Totals
	Ticket Sales	\$5.00	3057	
	Broadcasting			
	Sponsorship			
	TOTAL REVENUE (1)			\$15296.00
Part B	EXPENSE ITEMS		Expenses	
	Game Officials		\$1398.00	
	Trophies		\$258.85	
	Travel for Participating Teams		\$176.00	
	Other Itemized Expenses approved by majority vote of schools in tournament (provide separate listing or list on back of this form)		\$3625.56	
	TOTAL EXPENSES (2)			\$5458.41
Part C	Net Profit (Part A (1) minus Part B (2) total)			\$9837.59
Part D	Allowance to Host School - Maximum 15% for rental and incidental expenses unless otherwise approved by majority vote		\$1075.64	
Part E	Profit Subject to Division by Schools (Part C minus Part D)			\$8761.95

LIST BELOW INDIVIDUAL AMOUNTS FOR DISTRICT TOURNAMENT NET PROFITS FROM PART E ABOVE, NOT INCLUDING TRAVEL EXPENSES

School	Amount	School	Amount
Boyle	\$1741.41	KSD	\$1710.43
Danville	\$1721.75		
Garrard	\$1809.41		
Lincoln	\$1809.41		

PAID ATTENDANCE BY SESSIONS (Tickets Sold NOT money received)

BOYS		GIRLS		COMBINED	
Session	Paid	Session	Paid	Session	Paid
1				102	\$514.00
2				860	\$4301.00
3				532	\$2661.70
4				1563	\$7819.30
5					
6					
7					
Total		Total		Total	\$15,296.00

**** NOTE ** IF ANY OTHER PLAN FOR THE DIVISION OF TOURNAMENT RECEIPTS IS USED, A MAJORITY VOTE OF THE PARTICIPATING SCHOOLS MUST BE OBTAINED, DOCUMENTED, AND SENT TO THE KHSAA.**

Sam Harp
MANAGER

Danville High School
SCHOOL

(859) 238-1327
DAYTIME PHONE



KHSAA District Basketball Tournament Financial Report
(return one copy to KHSAA by published deadlines. File separate reports if Girls and Boys
Tournaments are held separately)

KHSAA Form BK105
Rev 01/06

Expenses:

Basketballs / nets	\$91.23
Bookkeeper	\$100.00
Clean-up	\$600.00
Gate Workers	\$640.00
Hospitality	\$428.33
Manager	\$250.00
Parking	\$200.00
Scorekeeper/PA/Timer	\$360.00
Security	\$450.00
	<u>\$3119.56</u>
Negative Balance JV Tourney	+ 506.00
Total:	\$3625.56

Giovanni's Meal: Boyle (3) -	\$22.98
Danville (4) -	\$30.64
Lincoln (3) -	\$22.98
Garrard (3) -	\$22.98
KSD (6) -	\$45.96

Travel Reimbursement:

Boyle	\$12.00
Danville	\$0
Garrard	\$80.00
KSD	\$ 4.00
Lincoln	\$80.00

JV Tournament:

Ticket Sales \$511.00

Expenses:

Trophies	\$187.00
Officials	\$630.00
Mgr., Custodial & Gate Worker	\$200.00
Total:	\$1017.00

Negative Balance for JV Tournament = \$506.00



KHSAA District Basketball Tournament Financial Report
 (return one copy to KHSAA by published deadlines. File separate reports if Girls and Boys
 Tournaments are held separately)

KHSAA Form BK105
 Rev 01/06

District # 46 Boys Girls Combined Held at Mercer County High School Dates Feb.27,28,
 March 3,4

Part	Item	Price(s)	Receipts	Totals
Part A	REVENUE ITEMS			
	Ticket Sales	\$5.00	\$10,077.00	
	Broadcasting		-0-	
	Sponsorship (Pharoahs Pizza \$100.00)		\$800.00	
	TOTAL REVENUE (1)			\$10,877.00
Part B	EXPENSE ITEMS		Expenses	
	Game Officials		\$1481.00	
	Trophies		\$94.85	
	Travel for Participating Teams		-0-	
	Other Itemized Expenses approved by majority vote of schools in tournament (provide separate listing or list on back of this form)		\$3184.70	
	TOTAL EXPENSES (2)			\$4760.55
Part C	Net Profit (Part A (1) minus Part B (2) total)			\$6116.45
Part D	Allowance to Host School - Maximum 15% for rental and incidental expenses unless otherwise approved by majority vote		\$917.47	
Part E	Profit Subject to Division by Schools (Part C minus Part D)			\$5198.98

LIST BELOW INDIVIDUAL AMOUNTS FOR DISTRICT TOURNAMENT NET PROFITS FROM PART E ABOVE, NOT INCLUDING TRAVEL EXPENSES

School	Amount	School	Amount
Burgin 1.5 share	\$1417.91	Harrodsburg High 1 share	\$945.27
E. Jessamine 1 share	\$945.27		
Mercer County 1 share	\$945.26		
W. Jessamine 1 share	\$945.27		

PAID ATTENDANCE BY SESSIONS (Tickets Sold NOT money received)

BOYS			GIRLS			COMBINED		
Session	Paid		Session	Paid		Session	Paid	
02/27/06							198	
02/28/06							498	
03/01/06							322	
03/03/06	596							
03/04/06				400				
8								
7								
Total	896		Total	400		Total	1016	

**** NOTE ** IF ANY OTHER PLAN FOR THE DIVISION OF TOURNAMENT RECEIPTS IS USED, A MAJORITY VOTE OF THE PARTICIPATING SCHOOLS MUST BE OBTAINED, DOCUMENTED, AND SENT TO THE KHSAA.**

Allen Sheemaker
 MANAGER
Kevin [Signature]

Mercer County High School
 SCHOOL

859-734-4364
 DAYTIME PHONE

46th District Basketball Tournament Itemized Expenses

All Tournament Team Trophies	\$208.00
Basketballs, Nets, Scorebooks	\$111.70
Ticket Takers 5 nights/4 people @ \$25.00 each	\$500.00
Clock Keepers 8 games @ \$10.00 each game	\$80.00
Score Keepers 8 games @ \$10.00 each game	\$80.00
Public Address Announcers 8 games @ \$10.00 each game	\$80.00
Managers 2 @ \$100.00 each	\$200.00
Security *	\$1125.00
Pizza for Teams **	\$800.00

TOTAL EXPENSES **\$3184.70**

* 2 Security/\$75.00 per night/4 nights	\$600.00
7 Security /\$75.00 each/Friday Night Game	\$525.00

** Donations covered this which is shown as income



KHSAA District Basketball Tournament Financial Report
 (return one copy to KHSAA by published deadlines. File separate reports if Girls and Boys
 Tournaments are held separately)

KHSAA Form BK105
Rev 01/06

District # 47 Boys Girls Combined Held at Casey County High School Dates Feb. 27, 28 March 1, 3, 4

Part A	REVENUE ITEMS	Price(s)	Receipts	Totals
	Ticket Sales	\$5.00	\$14,595.05	
	Broadcasting			
	Sponsorship			
	TOTAL REVENUE (1)			\$14,595.05
Part B	EXPENSE ITEMS		Expenses	
	Game Officials		\$1,056.00	
	Trophies		\$94.85	
	Travel for Participating Teams		0	
	Other Itemized Expenses approved by majority vote of schools in tournament (provide separate listing or list on back of this form)		\$1,824.72	
	TOTAL EXPENSES (2)			\$2,975.57
Part C	Net Profit (Part A (1) minus Part B (2) total)			\$11,620.38
Part D	Allowance to Host School - Maximum 15% for rental and incidental expenses unless otherwise approved by majority vote		\$11,620.38	
Part E	Profit Subject to Division by Schools (Part C minus Part D)			0

LIST BELOW INDIVIDUAL AMOUNTS FOR DISTRICT TOURNAMENT NET PROFITS FROM PART E ABOVE, NOT INCLUDING TRAVEL EXPENSES

School	Amount	School	Amount
Pulaski County High	0	*District voted in Spring of 2005 the host school would retain all of the profits from the 47 th district tournament.	
Rockcastle County High	0		
Somerset High	0		

PAID ATTENDANCE BY SESSIONS (Tickets Sold NOT money received)

BOYS		GIRLS		COMBINED	
Session	Paid	Session	Paid	Session	Paid
1	355				
2	578				
3		3	735		
4	670				
5		5	656		
6					
7					
Total	1603	Total	1,391	Total	2,994

**** NOTE ** IF ANY OTHER PLAN FOR THE DIVISION OF TOURNAMENT RECEIPTS IS USED, A MAJORITY VOTE OF THE PARTICIPATING SCHOOLS MUST BE OBTAINED, DOCUMENTED, AND SENT TO THE KHSAA.**

Victor Black, Athletic Director
MANAGER

Casey County High School
SCHOOL

(606) 787-6151
DAYTIME PHONE

**Boys and Girls 47th District Basketball Tournament
Expense/Revenue Report**

C28>C29

Business	Revenue	Expenses	Total
Gate Workers		\$ 625.00	
Parking		\$ 302.72	
Team Trophies		\$ 94.85	
All Team Trophies		\$ 112.00	
Officials		\$ 1,056.00	
Custodians		\$ 600.00	
Hospitality		\$ 75.00	
Game Ball & Scorebooks		\$ 100.00	
Nets for Goals		\$ 10	
Total		\$ 2,975.57	

Gate Receipts	\$ 1,775.00
	\$ 2,893.00
	\$ 3,538.05
	\$ 3,280.00
	\$ 3,109.00

Total **\$ 14,595.05**

Revenue \$ 14,595.95
Expenses \$ 2,975.57

Total revenue **\$ 11,620.38**



KHSAA District Basketball Tournament Financial Report

(return one copy to KHSAA by published deadlines. File separate reports if Girls and Boys Tournaments are held separately)

KHSAA Form BK105
Rev 01/06

District # 48 Boys Girls Combined X Held at Southwestern H S Dates 2/27,28,3/2,3

Part A	REVENUE ITEMS	Price(s)	Receipts	Totals
	Ticket Sales	\$5.00	\$11,185.00	
	Broadcasting			
	Sponsorship			
	TOTAL REVENUE (1)			\$11,185.00
Part B	EXPENSE ITEMS	Expenses		Totals
	Game Officials		\$1,068.00	
	Trophies		\$439.85	
	Travel for Participating Teams			
	Other Itemized Expenses approved by majority vote of schools in tournament (provide separate listing or list on back of this form)		\$5,921.80	
	TOTAL EXPENSES (2)			\$7,429.65
Part C	Net Profit (Part A (1) minus Part B (2) total)			\$3,755.35
Part D	Allowance to Host School - Maximum 15% for rental and incidental expenses unless otherwise approved by majority vote		\$3,755.35	
Part E	Profit Subject to Division by Schools (Part C minus Part D)			-0-

LIST BELOW INDIVIDUAL AMOUNTS FOR DISTRICT TOURNAMENT NET PROFITS FROM PART E ABOVE, NOT INCLUDING TRAVEL EXPENSES

School	Amount	School	Amount
HOST SCHOOL TO KEEP PROFITS PER 48 TH DISTRICT AGREEMENT			

PAID ATTENDANCE BY SESSIONS (Tickets Sold NOT money received)

BOYS		GIRLS		COMBINED	
Session	Paid	Session	Paid	Session	Paid
1				1	560
2				2	873
3				3	508
4				4	496
5					
6					
7					
Total		Total		Total	2237

**** NOTE ** IF ANY OTHER PLAN FOR THE DIVISION OF TOURNAMENT RECEIPTS IS USED, A MAJORITY VOTE OF THE PARTICIPATING SCHOOLS MUST BE OBTAINED, DOCUMENTED, AND SENT TO THE KHSAA.**

[Signature]
MANAGER


Southwestern High School
SCHOOL

606-678-9000
DAYTIME PHONE

SOUTHWESTERN HIGH SCHOOL

48th DISTRICT TOURNAMENT EXPENSES BOYS/GIRLS COMBINED Feb. 27, 28, Mar. 2, 3, 2006

EXPENDITURES	AMOUNT
Tournament Director	\$275.00
Parking	\$300.00
Scorekeeper	\$100.00
Clock Keeper	\$125.00
Camera Operators	\$65.00
Custodians, Cooks, Gate Workers	\$1,789.18
Security	\$660.00
Passes	\$65.00
Pictures	\$30.00
Hospitality Room	\$2,106.22
Hospitality Room-Players, Cheerleaders	\$406.40
TOTAL	\$5,921.80



Southwestern High School

1765 WTLO Road
Somerset, Kentucky 42503-4729

Ph (606) 678-9000
Fax (606) 678-9277

Arthur Crawford
Assistant Principal

Boyd L. Randolph
Principal

Mark A. Wilson
Assistant Principal

48th DISTRICT BASKETBALL MEETING McCreary Central, Monticello, Southwestern, Wayne County FEBRUARY 9, 2005

Vote on seeding the 48th District Basketball.

Monticello—yes
McCreary—yes
Wayne Co.—no
Southwestern—yes Passed 3-1

Play two games for district seeding—1 must be a DH game with each school.

Monticello—2
McCreary—2
Wayne Co.—2
Southwestern—2 Passed 4-0

Tiebreakers—1-Head to Head, 2-Road Wins, 3-Coin Flip.

Monticello—yes
McCreary—yes
Wayne co.—yes
Southwestern—yes Passed 4-0

Host Both Girls/Boys Tournaments at same site.

Monticello—no
McCreary—yes
Wayne Co.—yes
Southwestern—yes Passed 3-1

Rotation of District Tournament Passed 4-0

W/exception to Monticello using their gym (not large enough to host). When Monticello hosts, they can choose any other facility in the district. Must choose before opening date of season according to KHSAAA rule on opening date. They will pay host school for clean-up.

Southwestern	2005-2006
Wayne County	2006-2007
McCreary Central	2007-2008
Monticello	2008-2009

Finances—Proceeds from tournament will be kept in total by the host team each year.

Monticello—yes
McCreary—yes
Wayne Co.—yes
Southwestern—yes Passed 4-0

Addendum #1—Monticello agrees to pay for custodial services at the gym used for hosting.

Addendum #2—Host school will pay \$100 per team per trip w/exception of facility being used in Monticello host year.



KHSAA District Basketball Tournament Financial Report
 (return one copy to KHSAA by published deadlines. File separate reports if Girls and Boys
 Tournaments are held separately)

KHSAA Form BK105
Rev 01/06

District # 49 Boys Girls Combined X Held at Clay County High School Dates 2/27-3/4

Part A	REVENUE ITEMS	Price(s)	Receipts	Totals
	Ticket Sales	\$5.	\$27,346.00	
	Broadcasting		0	
	Sponsorship		0	
	TOTAL REVENUE (1)			\$27,346.00
Part B	EXPENSE ITEMS		Expenses	
	Game Officials		\$1,430.00	
	Trophies		\$1,085.82	
	Travel for Participating Teams		0	
	Other Itemized Expenses approved by majority vote of schools in tournament (provide separate listing or list on back of this form)		\$10,468.63	
	TOTAL EXPENSES (2)			\$12,984.45
Part C	Net Profit (Part A (1) minus Part B (2) total)			\$14,361.55
Part D	Allowance to Host School - Maximum 15% for rental and incidental expenses unless otherwise approved by majority vote		\$14,361.55	
Part E	Profit Subject to Division by Schools (Part C minus Part D)			0

LIST BELOW INDIVIDUAL AMOUNTS FOR DISTRICT TOURNAMENT NET PROFITS FROM PART E ABOVE, NOT INCLUDING TRAVEL EXPENSES

School	Amount	School	Amount

PAID ATTENDANCE BY SESSIONS (Tickets Sold NOT money received)

BOYS		GIRLS		COMBINED	
Session	Paid	Session	Paid	Session	Paid
1				1	857
2				2	594
3				3	1122
4				4	1553
5				5	665
6					
7					
Total		Total		Total	4791

**** NOTE ** IF ANY OTHER PLAN FOR THE DIVISION OF TOURNAMENT RECEIPTS IS USED, A MAJORITY VOTE OF THE PARTICIPATING SCHOOLS MUST BE OBTAINED, DOCUMENTED, AND SENT TO THE KHSAA.**

JoAnne Gregory
MANAGER

Clay County High School
SCHOOL

(606) 596-1034
DAYTIME PHONE



KHSAA District Basketball Tournament Financial Report
 (return one copy to KHSAA by published deadlines. File separate reports if Girls and Boys
 Tournaments are held separately)

KHSAA Form BK
Rev 0

District # 50 Boys Girls Combined Held at Corbin High School Dates 2/27, 28

Part A	REVENUE ITEMS	Price(s)	Receipts	Totals
	Ticket Sales <i>RESERVED General Admission</i>	<i>25.00 5.00</i>	<i>6600.00 19265.00</i>	
	Broadcasting			
	Sponsorship			
	TOTAL REVENUE (1)			25865.00
Part B	EXPENSE ITEMS		Expenses	
	Game Officials		<i>1080.00</i>	
	Trophies		<i>95.00</i>	
	Travel for Participating Teams			
	Other Itemized Expenses approved by majority vote of schools in tournament (provide separate listing or list on back of this form)		<i>3155.00</i>	
	TOTAL EXPENSES (2)			4330.00
Part C	Net Profit (Part A (1) minus Part B (2) total)			
Part D	Allowance to Host School - Maximum 15% for rental and incidental expenses unless otherwise approved by majority vote			
Part E	Profit Subject to Division by Schools (Part C minus Part D)			21535.00

LIST BELOW INDIVIDUAL AMOUNTS FOR DISTRICT TOURNAMENT NET PROFITS FROM PART E ABOVE, NOT INCLUDING TRAVEL EXPENSES

School	Amount	School	Amount

PAID ATTENDANCE BY SESSIONS (Tickets Sold NOT money received)

BOYS		GIRLS		COMBINED	
Session	Paid	Session	Paid	Session	Paid
1				1	1019
2				2	1331
3				3	1697
4				4	862
5					
6					
7					
Total		Total		Total	4909

**** NOTE ** IF ANY OTHER PLAN FOR THE DIVISION OF TOURNAMENT RECEIPTS IS USED, MAJORITY VOTE OF THE PARTICIPATING SCHOOLS MUST BE OBTAINED, DOCUMENTED, AND SENT TO THE KHSAA.**

Gerrald Foley
MANAGER

Corbin High School
SCHOOL

606 528-390
DAYTIME PHONE

IN The 50th District Host Schools Retains profit.

50th. District Tournament 2006
Expense

Security	\$686.00
Cheer Judges	\$404.00
Gym Clean-Up	\$800.00
Gate Workers	\$505.00
Clock Operator	\$120.00
Score Keeper	\$120.00
P.A. Announcer	\$120.00
Plaques for Winner & Runner-up	<u>\$400.00</u>
TOTAL	\$3155.00



KHSAA District Basketball Tournament Financial Report
 (return one copy to KHSAA by published deadlines. File separate reports if Girls and Boys
 Tournaments are held separately)

KHSAA Form BK105
Rev 01/06

District # 51 Boys Girls Combined Held at Pineville High Dates 2/27-3/3

Part A	REVENUE ITEMS	Price(s)	Receipts	Totals
	Ticket Sales	4.00	10,344.00	
	Broadcasting			
	Sponsorship			
	TOTAL REVENUE (1)			10,344.00
Part B	EXPENSE ITEMS		Expenses	
	Game Officials		1,080.00	
	Trophies		694.85	
	Security		1,000.00	
	Cheer Judges & Awards		433.85	
	Scorebooks, Balls & Nets		103.70	
	TOTAL EXPENSES (2)			3,312.40
Part C	Net Profit (Part A (1) minus Part B (2) total)			7,031.60
Part D	Allowance to Host School - Maximum 15% for rental and incidental expenses unless otherwise approved by majority vote			
Part E	Profit Subject to Division by Schools (Part C minus Part D)			

LIST BELOW INDIVIDUAL AMOUNTS FOR DISTRICT TOURNAMENT NET PROFITS FROM PART E ABOVE, NOT INCLUDING TRAVEL EXPENSES

School	Amount	School	Amount
District rotation plan allows			
Host school to retain all profits			

PAID ATTENDANCE BY SESSIONS (Tickets Sold NOT money received)


BOYS		GIRLS		COMBINED	
Session	Paid	Session	Paid	Session	Paid
1	662				
2	394				
3			459		
4	727				
5			344		
6					
7					
Total	1783	Total	803	Total	

**** NOTE ** IF ANY OTHER PLAN FOR THE DIVISION OF TOURNAMENT RECEIPTS IS USED, A MAJORITY VOTE OF THE PARTICIPATING SCHOOLS MUST BE OBTAINED, DOCUMENTED, AND SENT TO THE KHSAA.**

Paula K. Goodin
PRINCIPAL

Pineville High
SCHOOL

606-337-2361
DAYTIME PHONE



KHSAA District Basketball Tournament Financial Report
 (return one copy to KHSAA by published deadlines. File separate reports if Girls and Boys
 Tournaments are held separately)

KHSAA Form BK105
Rev 01/06

District # 52 Boys Girls Combined Held at BCHS Dates 2/28, 3/2, 3/4, 2006

Part A	REVENUE ITEMS	Price(s)	Receipts	Totals
	Ticket Sales		5202.00	
	Broadcasting			
	Sponsorship			
	TOTAL REVENUE (1)			5202.00
Part B	EXPENSE ITEMS		Expenses	
	Game Officials		900.00	
	Trophies		145.00	
	Travel for Participating Teams			
	Other Itemized Expenses approved by majority vote of schools in tournament (provide separate listing or list on back of this form)			
	TOTAL EXPENSES (2)			1045.00
Part C	Net Profit (Part A (1) minus Part B (2) total)			4157.00
Part D	Allowance to Host School - Maximum 15% for rental and incidental expenses unless otherwise approved by majority vote			
Part E	Profit Subject to Division by Schools (Part C minus Part D)			

LIST BELOW INDIVIDUAL AMOUNTS FOR DISTRICT TOURNAMENT NET PROFITS FROM PART E ABOVE, NOT INCLUDING TRAVEL EXPENSES

School	Amount	School	Amount

PAID ATTENDANCE BY SESSIONS (Tickets Sold NOT money received)

BOYS		GIRLS		COMBINED	
Session	Paid	Session	Paid	Session	Paid
1		1	195		
2		2	361		
3		3	448		
4					
5					
6					
7					
Total		Total	1004	Total	

**** NOTE ** IF ANY OTHER PLAN FOR THE DIVISION OF TOURNAMENT RECEIPTS IS USED, A MAJORITY VOTE OF THE PARTICIPATING SCHOOLS MUST BE OBTAINED, DOCUMENTED, AND SENT TO THE KHSAA.**

Dudley Helton
MANAGER

Bell County High School
SCHOOL

606 337-7061
DAYTIME PHONE



KHSAA District Basketball Tournament Financial Report
 (return one copy to KHSAA by published deadlines. File separate reports if Girls and Boys
 Tournaments are held separately)

KHSAA Form BK105
Rev 01/06

District # 52 Boys X Girls _____ Combined _____ Held at James A. Cawood High Dates _____

Part A	REVENUE ITEMS	Price(s)	Receipts	Totals
	Ticket Sales	\$5.00	\$14,015.50	
	Broadcasting		N/A	
	Sponsorship		N/A	
	TOTAL REVENUE (1)			\$14,015.50
Part B	EXPENSE ITEMS		Expenses	
	Game Officials		\$1,557.50	
	Trophies		\$5,866.56	
	Travel for Participating Teams		N/A	
	Other Itemized Expenses approved by majority vote of schools in tournament (provide separate listing or list on back of this form)		Security \$900.00	
	TOTAL EXPENSES (2)			\$7,424.06
Part C	Net Profit (Part A (1) minus Part B (2) total)			\$6,591.44
Part D	Allowance to Host School - Maximum 10% for rental and incidental expenses unless otherwise approved by majority vote		N/A - host school keeps all profits	
Part E	Profit Subject to Division by Schools (Part C minus Part D)			N/A

Agreed upon unanimously by District 52 voting members

LIST BELOW INDIVIDUAL AMOUNTS FOR DISTRICT TOURNAMENT NET PROFITS FROM PART E ABOVE, NOT INCLUDING TRAVEL EXPENSES

School	Amount	School	Amount
Bell County High	N/A	Middlesboro High	N/A
Cumberland High	N/A		
Evarts High	N/A		
Harlan High	N/A		

PAID ATTENDANCE BY SESSIONS (Tickets Sold NOT money received)

BOYS		GIRLS		COMBINED	
Session	Paid	Session	Paid	Session	Paid
1	736	N/A	N/A	N/A	N/A
2	1050	N/A	N/A	N/A	N/A
3	1015	N/A	N/A	N/A	N/A
4		N/A	N/A	N/A	N/A
5		N/A	N/A	N/A	N/A
6		N/A	N/A	N/A	N/A
7		N/A	N/A	N/A	N/A
Total	2801	Total	N/A	Total	N/A

**** NOTE ** IF ANY OTHER PLAN FOR THE DIVISION OF TOURNAMENT RECEIPTS IS USED, A MAJORITY VOTE OF THE PARTICIPATING SCHOOLS MUST BE OBTAINED, DOCUMENTED, AND SENT TO THE KHSAA.**

Eric Bowling/Mike Jones
MANAGER

James A. Cawood High
SCHOOL

(606)573-5029 ext. 2304
DAYTIME PHONE

MAR 28 2006



KHSAA District Basketball Tournament Financial Report
 (return one copy to KHSAA by published deadlines. File separate reports if Girls and Boys Tournaments are held separately)

KHSAA Form BK105
 Rev 01/06

District # 53 Boys Girls Combined Held at Knott Co. Central Dates 2-27-06 - 3-4-06

Part A	REVENUE ITEMS	Price(s)	Receipts	Totals
	Ticket Sales	4.00	18403.00	
	Broadcasting		-0-	
	Sponsorship		-0-	
	TOTAL REVENUE (1)			18403.00
Part B	EXPENSE ITEMS		Expenses	
	Game Officials		1677.00	
	Trophies		1359.70	
	Travel for Participating Teams		-0-	
	Other Itemized Expenses approved by majority vote of schools in tournament (provide separate listing or list on back of this form)		1773.17	
	TOTAL EXPENSES (2)			4809.87
Part C	Net Profit (Part A (1) minus Part B (2) total)			13593.13
Part D	Allowance to Host School - Maximum 15% for rental and incidental expenses unless otherwise approved by majority vote		2038.97	
Part E	Profit Subject to Division by Schools (Part C minus Part D)			11554.16

See Back Side

LIST BELOW INDIVIDUAL AMOUNTS FOR DISTRICT TOURNAMENT NET PROFITS FROM PART E ABOVE, NOT INCLUDING TRAVEL EXPENSES

School	Amount	School	Amount
Cardia	2310.83	Knott Co. Central	2310.84
Unkapa	2310.83		
Gene Baskin	2310.83		
Knott Co. Central	2310.83		

PAID ATTENDANCE BY SESSIONS (Tickets Sold NOT money received)

BOYS		GIRLS		COMBINED	
Session	Paid	Session	Paid	Session	Paid
1				1	1237
2				2	891
3				3	703
4				4	979
5				5	802
6					
7					
Total		Total		Total	4612

**** NOTE ** IF ANY OTHER PLAN FOR THE DIVISION OF TOURNAMENT RECEIPTS IS USED, A MAJORITY VOTE OF THE PARTICIPATING SCHOOLS MUST BE OBTAINED, DOCUMENTED, AND SENT TO THE KHSAA.**

[Signature]
 MANAGER

Cardia High School
 SCHOOL

606-785-4457
 DAYTIME PHONE

Janitors -	976.09
Announcer -	100.00
Statistician -	100.00
Clockkeeper -	100.00
Scorekeeper -	100.00
Basketballs -	70.00
Score books -	10.00
Hospitality -	300.00
Nets -	13.90
Tickets -	3.14
	<hr/>
	1773.17



KHSAA District Basketball Tournament Financial Report
 (return one copy to KHSAA by published deadlines. File separate reports if Girls and Boys
 Tournaments are held separately)

KHSAA Form BK105
Rev 01/06

District # 54 Boys _____ Girls _____ Combined Held at Memorial Gym Hazard, KY Dates 2/27-3/3

Part A	REVENUE ITEMS	Price(s)	Receipts	Totals
	Ticket Sales	\$ 5	25914.46	
	Broadcasting			
	Sponsorship		400.00	
	TOTAL REVENUE (1)			26,314.46
Part B	EXPENSE ITEMS		Expenses	
	Game Officials		1215.00	
	Trophies		1135.16	
	Travel for Participating Teams			
	Other Itemized Expenses approved by majority vote of schools in tournament (provide separate listing or list on back of this form)		1136.07 (on back)	
	TOTAL EXPENSES (2)			3481.23
Part C	Net Profit (Part A (1) minus Part B (2) total)			22,833.23
Part D	Allowance to Host School - Maximum 15% for rental and incidental expenses unless otherwise approved by majority vote			3,424.98
Part E	Profit Subject to Division by Schools (Part C minus Part D)			19,408.25

LIST BELOW INDIVIDUAL AMOUNTS FOR DISTRICT TOURNAMENT NET PROFITS FROM PART E ABOVE, NOT INCLUDING TRAVEL EXPENSES

School	Amount	School	Amount
Budton	4,852.06		
Perry Central	4,852.06		
Leslie County	4,852.06		
Hazard	4,852.06		

PAID ATTENDANCE BY SESSIONS (Tickets Sold NOT money received)

BOYS		GIRLS		COMBINED	
Session	Paid	Session	Paid	Session	Paid
(1) (2)	2127	>	497		
3	2005				
4	731				
5			405		
6	1545				
7					
Total	4281	Total	902	Total	

**** NOTE ** IF ANY OTHER PLAN FOR THE DIVISION OF TOURNAMENT RECEIPTS IS USED, A MAJORITY VOTE OF THE PARTICIPATING SCHOOLS MUST BE OBTAINED, DOCUMENTED, AND SENT TO THE KHSAA.**

Greg Mahler
MANAGER

Hazard High School 606-439-1318
SCHOOL DAYTIME PHONE



KHSAA District Basketball Tournament Financial Report
 (return one copy to KHSAA by published deadlines. File separate reports if Girls and Boys Tournaments are held separately)

KHSAA Form BK105
 Rev 01/06

District # 55 Boys Girls Combined Held at Breathitt Co. H.S. Dates 2-27 thru 3-3

Part A	REVENUE ITEMS	Price(s)	Receipts	Totals
	Ticket Sales	4.00	12,945.00	
	Broadcasting			
	Sponsorship			
	TOTAL REVENUE (1)			12,945.00
Part B	EXPENSE ITEMS		Expenses	
	Game Officials		1,160.00	
	Trophies		729.89	
	Travel for Participating Teams			
	Other Itemized Expenses approved by majority vote of schools in tournament (provide separate listing or list on back of this form)		740.06	
	TOTAL EXPENSES (2)			2,629.95
Part C	Net Profit (Part A (1) minus Part B (2) total)			10,315.55
Part D	Allowance to Host School - Maximum 15% for rental and incidental expenses unless otherwise approved by majority vote		1547.33	
Part E	Profit Subject to Division by Schools (Part C minus Part D)			8768.22

LIST BELOW INDIVIDUAL AMOUNTS FOR DISTRICT TOURNAMENT NET PROFITS FROM PART E ABOVE, NOT INCLUDING TRAVEL EXPENSES

School	Amount	School	Amount
Riverside	2192.05		
Jackson City	2192.05		
Walke Co	2192.05		
Breathitt	2192.05		

PAID ATTENDANCE BY SESSIONS (Tickets Sold NOT money received)

BOYS		GIRLS		COMBINED	
Session	Paid	Session	Paid	Session	Paid
1	3616.00				
2	2076.00				
3	4726.00				
4	2476.00				
5					
6					
7					
Total	12,944.00	Total		Total	

**** NOTE ** IF ANY OTHER PLAN FOR THE DIVISION OF TOURNAMENT RECEIPTS IS USED, A MAJORITY VOTE OF THE PARTICIPATING SCHOOLS MUST BE OBTAINED, DOCUMENTED, AND SENT TO THE KHSAA.**

Mike Holcomb
 MANAGER

Breathitt
 SCHOOL

606-666-7511 (X103)
 DAYTIME PHONE



KHSAA District Basketball Tournament Financial Report
 (return one copy to KHSAA by published deadlines. File separate reports if Girls and Boys
 Tournaments are held separately)

KHSAA Form BK105
Rev 01/06

District # 56th Boys Girls Combined X Held at Lee County High Dates Feb. 27 - March 2006

Part A	REVENUE ITEMS	Price(s)	Receipts	Totals
	Ticket Sales Adult \$4 Student \$3		\$14,207.00	
	Broadcasting		\$ 300.00	
	Sponsorship			
	TOTAL REVENUE (1)			\$14,507.00
Part B	EXPENSE ITEMS		Expenses	
	Game Officials		\$ 1,284.00	
	Trophies		\$ 1,160.85	
	Travel for Participating Teams			
	Other Itemized Expenses approved by majority vote of schools in tournament (provide separate listing or list on back of this form) (Expenses Listed on Back)		\$ 750.00	
			\$ 180.00	
			\$ 700.90	
	TOTAL EXPENSES (2)			\$ 4,075.75
Part C	Net Profit (Part A (1) minus Part B (2) total)			\$10,431.25
Part D	Allowance to Host School - Maximum 15% for rental and incidental expenses unless otherwise approved by majority vote		\$ 1,564.69	
Part E	Profit Subject to Division by Schools (Part C minus Part D)			\$ 8,866.56

LIST BELOW INDIVIDUAL AMOUNTS FOR DISTRICT TOURNAMENT NET PROFITS FROM PART E ABOVE, NOT INCLUDING TRAVEL EXPENSES

School	Amount	School	Amount
Estill County High	\$2,216.64		
Lee County High	\$2,216.64		
Owsley County High	\$2,216.64		
Powell County High	\$2,216.64		

PAID ATTENDANCE BY SESSIONS (Tickets Sold NOT money received)

BOYS		GIRLS		COMBINED	
Session	Paid	Session	Paid	Session	Paid
1			\$2,186.00		
2	\$2,999.00				
3	\$2,678.00				
4			\$1,762.00		
5	\$4,582.00				
6					
7					
Total	\$10,259.00	Total	\$3,948.00	Total	\$14,207.00

**** NOTE ** IF ANY OTHER PLAN FOR THE DIVISION OF TOURNAMENT RECEIPTS IS USED, A MAJORITY VOTE OF THE PARTICIPATING SCHOOLS MUST BE OBTAINED, DOCUMENTED, AND SENT TO THE KHSAA.**

James Ware
MANAGER

Lee Co. High School
SCHOOL

606-464-5005
DAYTIME PHONE

David Hays

Hospitality Rooms (Food)	\$750.00
Scorekeeper/Timekeeper	\$180.00
District Meeting at	\$700.90
Natural Bridge State Park	

Total	<u>\$1,630.90</u>
-------	-------------------



KHSAA District Basketball Tournament Financial Report
 (return one copy to KHSAA by published deadlines. File separate reports if Girls and Boys
 Tournaments are held separately)

KHSAA Form BK105
Rev 01/05

District # 57 Boys Girls Combined Held at Johnson Central Dates 2/27-3/3/06

Part A	REVENUE ITEMS	Price(s)	Receipts	Totals
	Ticket Sales	5.00	29,436.00	
	Broadcasting			
	Sponsorship		2,000.00	
	TOTAL REVENUE (1)			31,436.00
Part B	EXPENSE ITEMS		Expenses	
	Game Officials		1,200.00	
	Trophies		1,284.85	
	Travel for Participating Teams			
	Other Itemized Expenses approved by majority vote of schools in tournament (provide separate listing or list on back of this form)		3,150.47	
	TOTAL EXPENSES (2)			5,635.32
Part C	Net Profit (Part A (1) minus Part B (2) total)			25,800.68
Part D	Allowance to Host School - Maximum 15% for rental and incidental expenses unless otherwise approved by majority vote		3,870.10	
Part E	Profit Subject to Division by Schools (Part C minus Part D)			21,930.58

LIST BELOW INDIVIDUAL AMOUNTS FOR DISTRICT TOURNAMENT NET PROFITS FROM PART E ABOVE, NOT INCLUDING TRAVEL EXPENSES

School	Amount	School	Amount
Johnson Central	4,386.10	Sheldon Clark	4,386.12
Lawrence County	4,386.12		
Magoffin County	4,386.12		
Paintville	4,386.12		

PAID ATTENDANCE BY SESSIONS (Tickets Sold NOT money received)

BOYS		GIRLS		COMBINED	
Session	Paid	Session	Paid	Session	Paid
1				1	834
2				2	1197
3				3	1337
4				4	903
5				5	1616
6					
7					
Total		Total		Total	5,887

**** NOTE ** IF ANY OTHER PLAN FOR THE DIVISION OF TOURNAMENT RECEIPTS IS USED, A MAJORITY VOTE OF THE PARTICIPATING SCHOOLS MUST BE OBTAINED, DOCUMENTED, AND SENT TO THE KHSAA.**

Harry E. Buckett
MANAGER

Johnson Central
SCHOOL

(606) 789-2500
DAYTIME PHONE



KHSAA District Basketball Tournament Financial Report
 (return one copy to KHSAA by published deadlines. File separate reports if Girls and Boys
 Tournaments are held separately)

KHSAA Form BK105
Rev 01/06

District # 58th Boys Girls Combined Held at Prestonsburg High Dates 02/27 - 03/02/06

Part A	REVENUE ITEMS	Price(s)	Receipts	Totals
	Ticket Sales	5.00	16581.67	
	Broadcasting			
	Sponsorship		5000.00	
	TOTAL REVENUE (1)			21581.67
Part B	EXPENSE ITEMS		Expenses	
	Game Officials		1176.80	
	Trophies		1443.65	
	Travel for Participating Teams			
	Other Itemized Expenses approved by majority vote of schools in tournament (provide separate listing or list on back of this form)		2720.45	
	TOTAL EXPENSES (2)			5340.90
Part C	Net Profit (Part A (1) minus Part B (2) total)			16240.77
Part D	Allowance to Host School - Maximum 15% for rental and incidental expenses unless otherwise approved by majority vote			2436.11
Part E	Profit Subject to Division by Schools (Part C minus Part D)			13804.66

LIST BELOW INDIVIDUAL AMOUNTS FOR DISTRICT TOURNAMENT NET PROFITS FROM PART E ABOVE, NOT INCLUDING TRAVEL EXPENSES

School	Amount	School	Amount
Allen Central	3451.14		
Betsy Layne	3451.14		
Prestonsburg	3451.14		
South Floyd	3451.14		

PAID ATTENDANCE BY SESSIONS (Tickets Sold NOT money received)

BOYS			GIRLS			COMBINED		
Session	Paid		Session	Paid		Session	Paid	
1						1	747	
2						2	1128	
3						3	359	
4						4	1080	
5								
6								
7								
Total			Total			Total		

**** NOTE ** IF ANY OTHER PLAN FOR THE DIVISION OF TOURNAMENT RECEIPTS IS USED, A MAJORITY VOTE OF THE PARTICIPATING SCHOOLS MUST BE OBTAINED, DOCUMENTED, AND SENT TO THE KHSAA.**

Jim Butcher
MANAGER

Prestonsburg High
SCHOOL

606-886-0307
DAYTIME PHONE

KHSAA Form BK105
Rev 01/05



KHSAA District Basketball Tournament Financial Report
(return one copy to KHSAA by published deadlines. File separate reports if Girls and Boys Tournaments are held separately)

District # 59 Boys Girls Combined Held at East Ridge High School Dates 2/27-3/1/06

Part	Item	Price(s)	Receipts	Expenses	Totals
Part A	REVENUE ITEMS		14,969.55		
	Ticket Sales				
	Broadcasting		7,000.00		
	Sponsorship				
	TOTAL REVENUE (1)				21,969.55
Part B	EXPENSE ITEMS			1161.20	
	Game Officials			1499.85	
	Trophies			-0-	
	Travel for Participating Teams			2,575.00	
	Other Itemized Expenses approved by majority vote of schools in tournament (provide separate listing or list on back of this form)				
	TOTAL EXPENSES (2)				5,236.05
Part C	Net Profit (Part A (1) minus Part B (2) total)				16,733.50
Part D	Allowance to Host School - Maximum 15% for rental and incidental expenses unless otherwise approved by majority vote		2,510.02		
Part E	Profit Subject to Division by Schools (Part C minus Part D)				14,223.49

LIST BELOW INDIVIDUAL AMOUNTS FOR DISTRICT TOURNAMENT NET PROFITS FROM PART E ABOVE, NOT INCLUDING TRAVEL EXPENSES

School	Amount	School	Amount
D. Kerelle High School	4063.84		
Shelby Valley High School	4063.84		
East Ridge High School	4063.84		
David High School	2031.92		

PAID ATTENDANCE BY SESSIONS (Tickets Sold NOT money received)

BOYS		GIRLS		COMBINED	
Session	Paid	Session	Paid	Session	Paid
1	257		257		514
2	431.50		431.50		863
3			420		420
4	895				895
5					
6					
7					
Total	1583.50	Total	1108.50	Total	2692

**** NOTE ** IF ANY OTHER PLAN FOR THE DIVISION OF TOURNAMENT RECEIPTS IS USED, A MAJORITY VOTE OF THE PARTICIPATING SCHOOLS MUST BE OBTAINED, DOCUMENTED, AND SENT TO THE KHSAA.**

Herbert Wade Gibson
MANAGER

East Ridge High School
SCHOOL

606-835-2811
DAYTIME PHONE



KHSAA District Basketball Tournament Financial Report
 (return one copy to KHSAA by published deadlines. File separate reports if Girls and Boys
 Tournaments are held separately)

KHSAA Form BK106
Rev 01/06

District # 60 Boys Girls Combined Held at Belfry Dates 2-28 3-2 3-4

Part A	REVENUE ITEMS	Price(s)	Receipts	Totals
	Ticket Sales <u>6.00 Reserved 5.00 Gen Ad</u>		15,735	
	Broadcasting		8,500	
	Sponsorship			24,235
	TOTAL REVENUE (1)			
Part B	EXPENSE ITEMS		Expenses	
	Game Officials		1,260	
	Trophies		1,540	
	Travel for Participating Teams		-	
	Other Itemized Expenses approved by majority vote of schools in tournament (provide separate listing or list on back of this form)		1,341	
	TOTAL EXPENSES (2)			4,141
Part C	Net Profit (Part A (1) minus Part B (2) total)			20,094
Part D	Allowance to Host School - Maximum 15% for rental and incidental expenses unless otherwise approved by majority vote			3,014
Part E	Profit Subject to Division by Schools (Part C minus Part D)			17,080

LIST BELOW INDIVIDUAL AMOUNTS FOR DISTRICT TOURNAMENT NET PROFITS FROM PART E ABOVE, NOT INCLUDING TRAVEL EXPENSES

School	Amount	School	Amount
<u>Belfry</u>	4,270		
<u>Phelps</u>	4,270		
<u>Piatt</u>	4,270		
<u>Pike Central</u>	4,270		

PAID ATTENDANCE BY SESSIONS (Tickets Sold NOT money received)

BOYS		GIRLS		COMBINED	
Session	Paid	Session	Paid	Session	Res Paid/G. Ad
1				1	295 137
2				2	746 259
3				3	592 791
4					
5					
6					
7					
Total		Total		Total	1,633/1187

**** NOTE ** IF ANY OTHER PLAN FOR THE DIVISION OF TOURNAMENT RECEIPTS IS USED, A MAJORITY VOTE OF THE PARTICIPATING SCHOOLS MUST BE OBTAINED, DOCUMENTED, AND SENT TO THE KHSAA.**

Philip Hayward Belfry
 MANAGER SCHOOL

606-237-3900
 DAYTIME PHONE

BELFRY HIGH SCHOOL
60TH DISTRICT BOYS AND GIRLS TOURNAMENT
2005-2006

ITEMIZED EXPENSES :

CHEERLEADING JUDGES	\$141.20
CUSTODIAL PARKING SECURITY TOURNAMENT MANAGER	<u>\$1,200.00</u>
TOTAL	\$1,341.20

COPY

859-293-5990
KHSAA 20

KHSAA Form BK108
Rev. 1100



KHSAA District Basketball Tournament Financial Report

(return one copy to KHSAA by published deadlines. File separate reports if Girls and Boys Tournaments are held separately)

DISTRICT # 61 BOYS or GIRLS HELD AT FCHS DATES 2/27-3/3/06

Part A	REVENUE ITEMS	Price(s)	Receipts	Totals
	Ticket Sales	5.00 ea	12,420.00	
	Broadcasting			
	Sponsorship			
TOTAL REVENUE (1)				
Part B	EXPENSE ITEMS		Expenses	
	Game Officials		1161.60	
	Trophies		658.85	
	Travel for Participating Teams			
	Other Itemized Expenses approved by majority vote of schools in tournament (provide separate listing or list on back of this form)			
TOTAL EXPENSES (2)				
Part C	Net Profit (Part A (1) minus Part B (2) total)			
Part D	Allowance to Host School - Maximum 15% for rental and incidental expenses unless otherwise approved by majority vote			
Part E	Profit Subject to Division by Schools (Part C minus Part D)			

LIST BELOW INDIVIDUAL AMOUNTS FOR DISTRICT TOURNAMENT NET PROFITS FROM PART E ABOVE, NOT INCLUDING TRAVEL EXPENSES

School	Amount	School	Amount

PAID ATTENDANCE BY SESSIONS (Tickets Sold NOT money received)

BOYS		GIRLS		COMBINED	
Session	Paid	Session	Paid	Session	Paid
1	736			1	736
2	328			2	328
3		3	281	3	281
4		4	187	4	187
5	515			5	515
6		6	437	6	437
7					
Total	1579	Total	905	Total	2484

**** NOTE ** IF ANY OTHER PLAN FOR THE DIVISION OF TOURNAMENT RECEIPTS IS USED, A MAJORITY VOTE OF THE PARTICIPATING SCHOOLS MUST BE OBTAINED, DOCUMENTED, AND SENT TO THE KHSAA.**

Charles Adams Fleming Co High School 606-845-6601
MANAGER SCHOOL DAYTIME PHONE



KHSAA District Basketball Tournament Financial Report
(return one copy to KHSAA by published deadline. File separate reports if Girls and Boys Tournaments are held separately)

District # 62 Boys _____ Girls _____ Combined X Held at Morgan Co. High School Dates 2/27-3/3

Part A	REVENUE ITEMS	Price(s)	Receipts	Totals
	Ticket Sales	\$4, \$5	\$11455.00	
	Broadcasting			
	Sponsorship			
	TOTAL REVENUE (1)			
Part B	EXPENSE ITEMS		Expenses	
	Game Officials		\$ 1272.00	
	Trophies		\$ 796.85	
	Travel for Participating Teams			
	Other Itemized Expenses approved by majority vote of schools in tournament (provide separate listing or list on back of this form)		\$ 2,724.25	
	TOTAL EXPENSES (2)			\$ 4,793.10
Part C	Net Profit (Part A (1) minus Part B (2) total)			\$ 6,661.90
Part D	Allowance to Host School - Maximum 15% for rental and incidental expenses unless otherwise approved by majority vote			\$ 999.29
Part E	Profit Subject to Division by Schools (Part C minus Part D)			\$ 5,662.62

LIST BELOW INDIVIDUAL AMOUNTS FOR DISTRICT TOURNAMENT NET PROFITS FROM PART E ABOVE, NOT INCLUDING TRAVEL EXPENSES

School	Amount	School	Amount
East Carter	\$ 1,415.65		
Elliott County	\$ 1,415.65		
Morgan County	\$ 1,415.65		
West Carter	\$ 1,415.65		

PAID ATTENDANCE BY SESSIONS (Tickets Sold NOT money received)

BOYS		GIRLS		COMBINED	
Session	Paid	Session	Paid	Session	Paid
1				1	972
2				2	437
3				3	379
4				4	631
5				5	350
6					
7					
Total		Total		Total	2769

**** NOTE ** IF ANY OTHER PLAN FOR THE DIVISION OF TOURNAMENT RECEIPTS IS USED, A MAJORITY VOTE OF THE PARTICIPATING SCHOOLS MUST BE OBTAINED, DOCUMENTED, AND SENT TO THE KHSAA.**

Lorelei Keeton
MANAGER

Morgan County High School
SCHOOL

606-743-8052
DAYTIME PHONE



KHSAA District Basketball Tournament Financial Report

(return one copy to KHSAA by published deadlines. File separate reports if Girls and Boys Tournaments are held separately)

KHSAA Form BK105
Rev 01/00

District # 62 Boys X Girls _____ Combined _____ Held at James A. Cawood High Dates _____

Part A	REVENUE ITEMS	Price(s)	Receipts	Totals
	Ticket Sales	\$5.00	\$14,015.50	
	Broadcasting		N/A	
	Sponsorship		N/A	
	TOTAL REVENUE (1)			\$14,015.50
Part B	EXPENSE ITEMS	Expenses		
	Game Officials		\$1,557.50	
	Trophies		\$5,866.56	
	Travel for Participating Teams		N/A	
	Other Itemized Expenses approved by majority vote of schools in tournament (provide separate listing or list on back of this form)		Security \$900.00	
	TOTAL EXPENSES (2)			\$7,424.06
Part C	Net Profit (Part A (1) minus Part B (2) total)			\$6,591.44
Part D	Allowance to Host School - Maximum 10% for rental and additional school expenses otherwise approved by majority vote		N/A - host school keeps all profits	
Part E	Profit Subject to Division by Schools (Part C minus Part D)			N/A

LIST BELOW INDIVIDUAL AMOUNTS FOR DISTRICT TOURNAMENT NET PROFITS FROM PART E ABOVE, NOT INCLUDING TRAVEL EXPENSES

School	Amount	School	Amount
Ball County High	N/A	Middleboro High	N/A
Camberland High	N/A		
Evarts High	N/A		
Harlan High	N/A		

PAID ATTENDANCE BY SESSIONS (Tickets Sold NOT money received)

BOYS		GIRLS		COMBINED	
Session	Paid	Session	Paid	Session	Paid
1	736	N/A	N/A	N/A	N/A
2	1050	N/A	N/A	N/A	N/A
3	1015	N/A	N/A	N/A	N/A
4		N/A	N/A	N/A	N/A
5		N/A	N/A	N/A	N/A
6		N/A	N/A	N/A	N/A
7		N/A	N/A	N/A	N/A
Total	2801	Total	N/A	Total	N/A

NOTE: IF ANY OTHER PLAN FOR THE DIVISION OF TOURNAMENT RECEIPTS IS USED, A MAJORITY VOTE OF THE PARTICIPATING SCHOOLS MUST BE OBTAINED, DOCUMENTED, AND SENT TO THE KHSAA.

Eric Bowling/Mike Jones
MANAGER

James A. Cawood High
SCHOOL

(606)573-5029 ext. 2304
DAYTIME PHONE



KHSAA District Basketball Tournament Financial Report
 (return one copy to KHSAA by published deadlines. File separate reports if Girls and Boys
 Tournaments are held separately)

KHSAA Form BK109
Rev 01/06

District # 63 Boys Girls Combined X Held at Russell High School Dates Feb 27-
March 3

Part A	REVENUE ITEMS	Price(s)	Receipts	Totals
	Ticket Sales	\$5.00	\$18,975.00	
	Broadcasting		\$300.00	
	Sponsorship		\$1000.00	
	TOTAL REVENUE (1)			\$20,275.00
Part B	EXPENSE ITEMS		Expenses	
	Game Officials		\$1050.60	
	Trophies		\$688.25	
	Travel for Participating Teams		0	
	Other Itemized Expenses approved by majority vote of schools in tournament (provide separate listing or list on back of this form)		\$2185.00	
	TOTAL EXPENSES (2)			\$3923.85
Part C	Net Profit (Part A (1) minus Part B (2) total)			\$16351.15
Part D	Allowance to Host School - Maximum 15% for rental and incidental expenses unless otherwise approved by majority vote		\$2452.67	
Part E	Profit Subject to Division by Schools (Part C minus Part D)			\$13898.48

LIST BELOW INDIVIDUAL AMOUNTS FOR DISTRICT TOURNAMENT NET PROFITS FROM PART E ABOVE, NOT INCLUDING TRAVEL EXPENSES

School	Amount	School	Amount
Lewis Co.	\$3474.62		
Raceland	\$3472.62		
Russell	\$3472.62		
Greenup County	\$3472.62		

PAID ATTENDANCE BY SESSIONS (Tickets Sold NOT money received)

BOYS		GIRLS		COMBINED	
Session	Paid	Session	Paid	Session	Paid
1	801				
2	780				
3		608			
4	1211				
5		395			
6					
7					
Total	2792	Total	1003	Total	

**** NOTE ** IF ANY OTHER PLAN FOR THE DIVISION OF TOURNAMENT RECEIPTS IS USED, A MAJORITY VOTE OF THE PARTICIPATING SCHOOLS MUST BE OBTAINED, DOCUMENTED, AND SENT TO THE KHSAA.**

Sam Sparks
MANAGER

Russell High School
SCHOOL

606.836.9658
DAYTIME PHONE



KHSAA District Basketball Tournament Financial Report
 (return one copy to KHSAA by published deadlines. File separate reports if Girls and Boys
 Tournaments are held separately)

KHSAA Form BK105
Rev 01/06

District # 64 Boys _____ Girls _____ Combined X Held at Rose Hill/Boyd Co. Dates 2/27 - 3/3

Part A	REVENUE ITEMS	Price(s)	Receipts	Totals
	Ticket Sales	\$5.00	\$21340.00	
	Broadcasting		\$ 50.00	
	Sponsorship		\$00000.00	
	TOTAL REVENUE (1)			\$21390.00
Part B	EXPENSE ITEMS		Expenses	
	Game Officials		\$1208.40	
	Trophies		\$ 664.00	
	Travel for Participating Teams		- 0 -	
	Other Itemized Expenses approved by majority vote of schools in tournament (provide separate listing or list on back of this form)		\$3405.00	
	TOTAL EXPENSES (2)			\$5277.40
Part C	Net Profit (Part A (1) minus Part B (2) total)			\$16112.60
Part D	Allowance to Host School - Maximum 15% for rental and incidental expenses unless otherwise approved by majority vote			\$2416.89
Part E	Profit Subject to Division by Schools (Part C minus Part D)			\$13695.71

LIST BELOW INDIVIDUAL AMOUNTS FOR DISTRICT TOURNAMENT NET PROFITS FROM PART E ABOVE, NOT INCLUDING TRAVEL EXPENSES

School	Amount	School	Amount
Ashland Blazer High School	\$3423.92		
Boyd County High School	\$3423.92		
Fairview High School	\$3423.92		
Rose Hill Christian School	\$3423.92		

PAID ATTENDANCE BY SESSIONS (Tickets Sold NOT money received)

BOYS			GIRLS		COMBINED	
Session	Paid		Session	Paid	Session	Paid
1			1	323	1	323
2			2	255	2	255
3	768				3	768
4	1134				4	1134
5			5	411	5	411
6	1377				6	1377
7						
Total	3279		Total	989	Total	4268

**** NOTE ** IF ANY OTHER PLAN FOR THE DIVISION OF TOURNAMENT RECEIPTS IS USED, A MAJORITY VOTE OF THE PARTICIPATING SCHOOLS MUST BE OBTAINED, DOCUMENTED, AND SENT TO THE KHSAA.**

Mr. David Thompson
MANAGER

Rose Hill Christian School
SCHOOL

(606) 329-1900
DAYTIME PHONE